
**THE CITY OF BLUE ISLAND
COOK COUNTY, ILLINOIS**

**ORDINANCE
NUMBER 2020-014**

**THE ANNUAL APPROPRIATION ORDINANCE OF THE
CITY OF BLUE ISLAND, COOK COUNTY, ILLINOIS FOR THE
FISCAL YEAR BEGINNING JANUARY 1, 2020 AND ENDING
DECEMBER 31, 2020**

**DOMINGO F. VARGAS, Mayor
Randy Heuser, City Clerk**

**DEXTER JOHNSON
FRED BILOTTO
NANCY RITA
TOM HAWLEY
MICHAEL MECH
CANDACE CARR
ALECIA SLATTERY**

**ANNETTE ALEXANDER
WILLIAM CAZARES
KEVIN DONAHUE
BILL FAHRENWALD
JOHNNY RINGO HILL
RAEANN CANTELO-ZYLMAN
JAMES KLINKER**

Aldermen

ORDINANCE NUMBER 2020-014

**THE ANNUAL APPROPRIATION ORDINANCE OF THE CITY OF BLUE ISLAND,
COOK COUNTY, ILLINOIS FOR THE FISCAL YEAR BEGINNING JANUARY 1, 2020
AND ENDING DECEMBER 31, 2020**

WHEREAS, the City of Blue Island, Cook County, Illinois (the "*City*") is a duly organized and existing city created under the provisions of the laws of the State of Illinois and is now operating under the provisions of the Illinois Municipal Code, and all laws amendatory thereof and supplementary thereto, with full powers to enact ordinances and adopt resolutions for the benefit of the residents of the City.

NOW, THEREFORE, BE IT ORDAINED by the Mayor and City Council of the City of Blue Island, Cook County, Illinois as follows:

Section 1. That the above recital and legislative finding is found to be true and correct and is hereby incorporated herein and made a part hereof, as if fully set forth in its entirety.

Section 2. That the Corporate Authorities, in formulating this appropriations ordinance find that increased specificity is necessary and proper in order to ensure that the City's taxpayers are informed of the purposes for which municipal revenues are to be expended since no fund can be legally expended for any purpose except for that which it has been appropriated.

Section 3. That the amounts hereinafter set forth on Exhibit A, attached hereto and made a part hereof, or so much thereof, as may be authorized by law, or may be needed or deemed necessary to defray all expenses and liabilities of the City, be and the same are hereby approved and appropriated for such corporate objects and purposes and such other funds herein described for the fiscal year beginning January 1, 2020 and ending December 31, 2020, together with the

Certificate of Estimated Revenues by source anticipated to be received by the City for said fiscal year.

Section 4. The appropriations herein made for any purpose shall be regarded as only maximum amounts to be expended under the respective appropriation accounts and shall not be construed as a commitment, agreement, obligation, or liability of the City or Corporate Authorities. Any positions not separately established or authorized by action of the Corporate Authorities shall not be funded solely by virtue of the adoption of this Ordinance. No employee, officer or agent shall have the right to demand continuous employment and compensation by reason of any appropriation, if it becomes necessary to discharge, eliminate or reduce the number of hours worked for a position or employee on account of lack of work or funds. In the case of a vacancy in any office or position herein, the vacancy shall not be required to be filled, if it is so deemed in the judgment and sole discretion of the Corporate Authorities.

Section 5. A two-thirds vote of the Corporate Authorities shall be necessary in order to expend monies over the amount stated for a corporate object or purpose.

Section 6. A two-thirds vote of the Corporate Authorities shall be necessary in order to transfer appropriations between different line items between categories of objects and purposes or within any departments or amongst departments.

Section 7. In the event of an emergency, the Corporate Authorities by a two-thirds vote may make additional appropriations, without further hearings, for the purpose of making improvements or restoration necessary as a result of an accident or casualty that takes place after this annual appropriation ordinance is passed or to meet an emergency happening after and unforeseen at the time of this appropriation ordinance. For purposes of this ordinance, an "Emergency" is defined as a condition requiring immediate action to suppress or prevent the

spread of disease, or to prevent or remove imminent danger to persons or property.

Section 8. Wherever herein an appropriation is made for a legally binding commitment arising under a prior year appropriation, the amount appropriated herein is a re-appropriation of the unexpended balance, not an increase in the amount previously appropriated and such amount remains subject to prior approval by a two-thirds vote of the Corporate Authorities before expenditure.

Section 9. That if any item or portion thereof of this Ordinance is for any reason invalid, such decision shall not affect the validity of the remaining portion of such item or the remaining portion of this Ordinance, as this Ordinance, and its parts, are declared to be severable and any section, clause, provision, or portion of this Ordinance that is declared invalid shall not affect the validity of any other provision of this Ordinance, which shall remain in full force and effect.

Section 10. All legal fees, excepting those incurred directly relating to litigation claims against the City, shall be paid from Fund No. 1, Account 409, Line Item 6640.

Section 11. All ordinances, resolutions, motions or orders in conflict with this Ordinance are hereby repealed to the extent of such conflict.

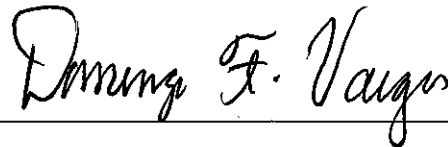
Section 12. This Ordinance shall be in full force and effect upon its passage, approval and publication as provided by law.

(Intentionally Left Blank)

ADOPTED this 24th day of March, 2020, pursuant to roll call as follows:


	YES	NO	ABSENT	PRESENT	ABSTAIN
Alderman JOHNSON		X			
Alderman ALEXANDER	X				
Alderman BILOTTO	X				
Alderman CAZARES	X				
Alderman RITA	X				
Alderman DONAHUE	X				
Alderman HAWLEY	X				
Alderman FAHRENWALD	X				
Alderman MECH	X				
Alderman HILL	X				
Alderman CANTELO-ZYLMAN	X				
Alderman CARR	X				
Alderman SLATTERY			X		
Alderman KLINKER	X				
Mayor DOMINGO F. VARGAS					
	12	1	1		

APPROVED: this 24th day of March, 2020.




**MAYOR OF THE CITY OF BLUE ISLAND,
COUNTY OF COOK AND STATE OF ILLINOIS**

ATTESTED and Filed in my office this
24th day of March, 2020.



CITY CLERK

PUBLISHED in pamphlet form this
24th day of March, 2020.



CITY CLERK

EXHIBIT A

City of Blue Island

Fund Number	Dept. Number	Department	FYE 19 Appropriation	FYE 19 Actual	FYE 20 Appropriation
Operating Expense Appropriation					
01 General Fund					
<i>General Fund Expense by Department</i>					
01	401	Mayor's Office	\$ 122,879.33	\$ 118,025.78	\$ 120,178.00
	402	Finance Department	\$ 578,777.94	\$ 476,200.13	\$ 385,142.00
	403	Clerk's Office	\$ 148,738.35	\$ 105,911.50	\$ 108,812.00
	404	Alderman	\$ 93,500.00	\$ 92,674.81	\$ 92,800.00
	409	General Administration	\$ 2,019,213.90	\$ 1,000,494.62	\$ 934,062.00
	410	Police Department	\$ 5,273,826.92	\$ 4,489,810.03	\$ 4,611,634.00
	414	911	\$ 7,000.00	\$ 28.25	\$ -
	420	Fire Department	\$ 2,836,935.69	\$ 2,480,639.13	\$ 2,651,747.00
	423	Emergency Management	\$ 95,183.65	\$ 16,596.14	\$ 17,800.00
	425	Civil Service	\$ 44,000.00	\$ 30,628.87	\$ 21,000.00
	430	Public Works - Streets	\$ 3,781,476.14	\$ 2,271,841.64	\$ 3,074,998.00
	450	Building Department	\$ 475,511.49	\$ 327,234.45	\$ 383,025.00
	480	Risk Management	\$ 2,596,000.00	\$ 3,977,526.68	\$ 3,031,500.00
	495	Marketing	\$ 1,097,530.00	\$ 356,320.91	\$ 59,500.00
	497	Rec Center	\$ 134,211.00	\$ 105,659.80	\$ 122,487.00
Total General Fund Expense Appropriation			\$ 19,304,784.42	\$ 15,849,592.74	\$ 15,614,685.00
Total General Fund Revenues			\$ 15,797,675.00	\$ 16,624,768.26	\$ 15,614,685.00
General Fund Revenues Over Expense			\$ (3,507,109.42)	\$ 775,175.52	\$ -
02 Water Fund					
Total Water Fund Expense Appropriation			\$ 8,042,294.71	\$ 5,234,604.73	\$ 6,467,000.00
Total Water Fund Revenues			\$ 5,501,000.00	\$ 6,431,302.54	\$ 6,467,000.00
Water Fund Revenues Over Expense			\$ (2,541,294.71)	\$ 1,196,697.81	\$ -
04 Business District Fund					
Total Business District Fund Expense Appropriation			\$ 995,000.00	\$ 122,155.41	\$ 675,000.00
Total Business District Fund Revenues			\$ 610,000.00	\$ 683,130.01	\$ 675,000.00
Business District Fund Revenues Over Expense			\$ (385,000.00)	\$ 560,974.60	\$ -
05 Golf Course Fund					
Total Golf Course Fund Expense Appropriation			\$ 1,073,985.24	\$ 808,720.07	\$ 963,665.00
Total Golf Course Fund Revenues			\$ 971,750.00	\$ 911,322.27	\$ 963,665.00
Golf Course Fund Revenues Over Expense			\$ (102,235.24)	\$ 102,602.20	\$ -
06 Motor Fuel Tax Fund					
Total Motor Fuel Tax Fund Expense Appropriation			\$ 767,000.00	\$ 527,089.29	\$ 1,030,000.00
Total Motor Fuel Tax Fund Revenues			\$ 601,000.00	\$ 736,546.45	\$ 1,030,000.00
Motor Fuel Tax Fund Revenues Over Expense			\$ (166,000.00)	\$ 209,457.16	\$ -

07 Police Pension Fund				
Total Police Pension Fund Expense Appropriation	\$ 2,094,512.10	\$ 1,962,320.82	\$ 2,471,772.00	
Total Police Pension Fund Revenues	\$ 2,031,000.00	\$ 1,962,320.82	\$ 2,471,772.00	
Police Pension Fund Revenues Over Expense	\$ (63,512.10)	\$ -	\$ -	

08 Fire Pension Fund				
Total Fire Pension Fund Expense Appropriation	\$ 1,251,968.00	\$ 1,385,835.77	\$ 1,565,465.00	
Total Fire Pension Fund Revenues	\$ 1,248,000.00	\$ 1,385,835.77	\$ 1,565,465.00	
Fire Pension Fund Revenues Over Expense	\$ (3,968.00)	\$ -	\$ -	

14 Community Development Fund				
Total Community Development Fund Expense Appropriation	\$ -	\$ -	\$ 280,000.00	
Total Community Development Fund Revenues	\$ 200,000.00	\$ 200,002.83	\$ 280,000.00	
Community Development Fund Revenues Over Expense	\$ 200,000.00	\$ 200,002.83	\$ -	

18 TIF 2 Fund				
Total TIF 2 Fund Expense Appropriation	\$ -	\$ 390,450.50	\$ 703,000.00	
Total TIF 2 Fund Revenues	\$ 933,000.00	\$ 655,923.29	\$ 703,000.00	
TIF 2 Fund Revenues Over Expense	\$ 933,000.00	\$ 265,472.79	\$ -	

21 TIF 4 Fund				
Total TIF 4 Fund Expense Appropriation	\$ -	\$ 707.48	\$ 45,200.00	
Total TIF 4 Fund Revenues	\$ 45,200.00	\$ 39,424.28	\$ 45,200.00	
TIF 4 Fund Revenues Over Expense	\$ 45,200.00	\$ 38,716.80	\$ -	

22 TIF 5 Fund				
Total TIF 5 Fund Expense Appropriation	\$ -	\$ 302,172.51	\$ 1,350,300.00	
Total TIF 5 Fund Revenues	\$ 1,355,000.00	\$ 1,349,882.17	\$ 1,350,300.00	
TIF 5 Fund Revenues Over Expense	\$ 1,355,000.00	\$ 1,047,709.66	\$ -	

23 TIF 6 Fund				
Total TIF 6 Fund Expense Appropriation	\$ -	\$ 129,278.54	\$ 145,100.00	
Total TIF 6 Fund Revenues	\$ 145,000.00	\$ 134,708.85	\$ 145,100.00	
TIF 6 Fund Revenues Over Expense	\$ 145,000.00	\$ 5,430.31	\$ -	

24 TIF 7 Fund				
Total TIF 7 Fund Expense Appropriation	\$ -	\$ 1,198.37	\$ 25,000.00	
Total TIF 7 Fund Revenues	\$ -	\$ 22,492.38	\$ 25,000.00	
TIF 7 Fund Revenues Over Expense	\$ -	\$ 21,294.01	\$ -	

38 Debt Service Fund				
Total Debt Service Fund Expense Appropriation	\$ 262,000.00	\$ 207,290.59	\$ 486,391.00	
Total Debt Service Fund Revenues	\$ -	\$ 255,784.75	\$ 486,391.00	
Debt Service Fund Revenues Over Expense	\$ (262,000.00)	\$ 48,494.16	\$ -	

TOTAL OF ALL CITY FUNDS				
Total Expense Appropriation	\$ 33,791,544.47	\$ 26,921,416.82	\$ 31,822,578.00	
Total Revenues	\$ 29,438,625.00	\$ 31,393,444.67	\$ 31,822,578.00	
Revenues Over Expense	\$ (4,352,919.47)	\$ 4,472,027.85	\$ -	

Public Library				
Total Public Library Expense Appropriation	\$ 1,393,400.00	\$ 1,362,647.00	\$ 1,472,032.00	
Total Public Library Revenues	\$ 1,393,400.00	\$ 1,362,647.00	\$ 1,472,032.00	
Public Library Revenues Over Expense	\$ -	\$ -	\$ -	

Ordinance Providing an Appropriation for Corporate Purposes
For the Fiscal Year Beginning January 1, 2020 and Ending December 31, 2020

City of Blue Island

FUND Number	Account Number	Description	FYE 19 Appropriation	FYE 19 Actual	FYE 20 Appropriation
Operating Revenues					
01-0000	4001	Operating Transfer In - Motor Fuel Tax Fund	\$ -	\$ 391,153.72	\$ 450,000.00
01-0300	3005	General Property Tax	\$ 3,400,000.00	\$ 3,333,225.20	\$ 3,439,641.00
01-0300	3090	Taxes- Road & Bridge	\$ 54,000.00	\$ 61,031.06	\$ 60,000.00
01-0300	3110	Sales Tax	\$ 1,200,000.00	\$ 1,398,108.91	\$ 1,400,000.00
01-0300	3120	State Income Tax	\$ 2,000,000.00	\$ 2,523,243.40	\$ 2,525,000.00
01-0300	3121	State Use Tax	\$ 550,000.00	\$ 774,953.54	\$ 775,000.00
01-0300	3140	PERS Prop Replacement Tax	\$ 225,000.00	\$ 226,186.16	\$ 240,000.00
01-0300	3145	Gaming Tax	\$ 260,000.00	\$ 375,298.28	\$ 380,000.00
01-0300	3151	Electric	\$ 605,000.00	\$ 575,888.54	\$ 575,000.00
01-0300	3152	Natural Gas	\$ 250,000.00	\$ 315,045.07	\$ 315,000.00
01-0300	3153	Telephone	\$ 245,000.00	\$ 273,493.10	\$ 275,000.00
01-0300	3160	Motor Tax Fuel	\$ 322,000.00	\$ -	\$ -
01-0300	3161	Quarterly Highway Maintnc	\$ 140,000.00	\$ 117,700.00	\$ 120,000.00
01-0300	3210	Vehicle Stickers	\$ 560,000.00	\$ 580,874.00	\$ 580,000.00
01-0300	3220	Business Licenses	\$ 108,000.00	\$ 146,079.59	\$ 140,000.00
01-0300	3230	Liquor Licenses	\$ 15,000.00	\$ -	\$ 15,000.00
01-0300	3240	Contractor Licenses	\$ 25,000.00	\$ 2,025.00	\$ 25,000.00
01-0300	3250	Animal Licenses	\$ 675.00	\$ 695.00	\$ 675.00
01-0300	3310	BLDG & Housing Inspection	\$ 95,000.00	\$ 72,848.00	\$ 95,000.00
01-0300	3312	Elevator Inspection	\$ 9,000.00	\$ 10,688.20	\$ 9,000.00
01-0300	3315	Vacant Prop Registration	\$ 37,000.00	\$ 41,111.00	\$ 37,000.00
01-0300	3320	Sewer Permits	\$ 200.00	\$ -	\$ 200.00
01-0300	3330	Electrical Permits	\$ 20,000.00	\$ 18,920.00	\$ 20,000.00
01-0300	3340	Building Permits	\$ 275,000.00	\$ 326,667.73	\$ 300,000.00
01-0300	3350	Plumbing Permits	\$ 15,000.00	\$ 16,063.27	\$ 15,000.00
01-0300	3370	Street Opening Deposits	\$ 600.00	\$ -	\$ 600.00
01-0300	3380	Parkway Opening Deposits	\$ 200.00	\$ -	\$ 200.00
01-0300	3381	Garage Sale Permits	\$ 1,000.00	\$ 1,010.00	\$ 1,000.00
01-0300	3415	Parking Court -Markham	\$ 2,400.00	\$ -	\$ 2,400.00
01-0300	3418	Compliance Court Fines	\$ 11,000.00	\$ 8,774.09	\$ 11,000.00
01-0300	3420	Parking Violations Police	\$ 85,000.00	\$ 210,444.69	\$ 100,000.00
01-0300	3421	Debt Recovery Program	\$ 185,000.00	\$ 21,655.92	\$ 185,000.00
01-0300	3425	Parking Court Fines Bl	\$ 3,600.00	\$ 46,633.64	\$ 40,000.00
01-0300	3426	Collection Services	\$ 4,000.00	\$ 3,396.93	\$ 4,000.00
01-0300	3428	Red Light Cameras	\$ 75,000.00	\$ 17,413.48	\$ 55,000.00
01-0300	3460	Building Violation Fines	\$ 75,000.00	\$ 20,332.00	\$ 75,000.00
01-0300	3500	Bond Proceeds	\$ 775,000.00	\$ 2,088,231.75	\$ -
01-0300	3530	Garbage Pick Up	\$ 1,550,000.00	\$ 1,631,802.30	\$ 1,630,000.00
01-0300	3560	Ambulance User Fees	\$ 425,000.00	\$ 251,294.59	\$ 300,000.00
01-0300	3565	Alarm/Security Fees	\$ 5,900.00	\$ -	\$ 5,900.00
01-0300	3575	Engineering Review Fees	\$ 100,000.00	\$ 1,965.50	\$ 100,000.00
01-0300	3578	Engineering Reimbursement	\$ 10,000.00	\$ 1,863.75	\$ 10,000.00
01-0300	3592	Fire Service Calls	\$ 18,000.00	\$ 33,836.60	\$ 18,000.00
01-0300	3693	Grants Police JAG	\$ -	\$ -	\$ 9,716.00
01-0300	3694	Grants Fire SAFER	\$ -	\$ -	\$ 186,253.00
01-0300	3695	Grants Interest	\$ 300,000.00	\$ 401.01	\$ 10,000.00
01-0300	3696	Grants Non-Interest	\$ 130,000.00	\$ 29,591.96	\$ 20,000.00
01-0300	3697	IHDA Grass Cutting Grant	\$ 6,000.00	\$ -	\$ 6,000.00
01-0300	3905	Interest on Investments	\$ 22,000.00	\$ 24,735.64	\$ 25,000.00
01-0300	3911	Rent or Lease Property	\$ 90,000.00	\$ 42,335.78	\$ 90,000.00
01-0300	3915	Cable Franchise Fees	\$ 190,000.00	\$ -	\$ 190,000.00
01-0300	3916	Comcast PEG	\$ 9,000.00	\$ 49,733.35	\$ 9,000.00
01-0300	3920	Telephone Franchise Fee	\$ 9,000.00	\$ 11,019.30	\$ 9,000.00
01-0300	3922	AT&T Franchise	\$ 25,000.00	\$ 13,538.40	\$ 25,000.00
01-0300	3923	AT&T Peg	\$ 35,000.00	\$ 1,844.98	\$ 35,000.00
01-0300	3935	Vital Records	\$ 32,000.00	\$ 31,357.00	\$ 32,000.00
01-0300	3941	Commuter Lot Revenue	\$ 175,000.00	\$ 5,892.49	\$ 175,000.00
01-0300	3944	Pace/Viacom Ads	\$ 8,000.00	\$ 5,145.00	\$ 8,000.00
01-0300	3945	Sex Offender Registry Fee	\$ 1,000.00	\$ 1,400.00	\$ 1,000.00
01-0300	3951	Police O/T Reimbursement	\$ 1,000.00	\$ -	\$ 1,000.00
01-0300	3952	Police Salary Reimbursement	\$ 75,000.00	\$ -	\$ 5,000.00
01-0300	3971	Reports/Copies/Subpoenas	\$ 4,500.00	\$ 5,580.00	\$ 4,500.00
01-0300	3975	Towing Fees	\$ 100,000.00	\$ 81,500.00	\$ 100,000.00
01-0300	3977	Board Up Reimbursement	\$ 8,500.00	\$ 1,470.00	\$ 8,500.00

FUND Number	Account Number	Description	FYE 19 Appropriation	FYE 19 Actual	FYE 20 Appropriation
01-0300	3978	Abandon House Grant Reimbursement	\$ 14,000.00	\$ 49,820.00	\$ -
01-0300	3989	Clerk Dept OVER/UNDER	\$ 200.00	\$ (60.00)	\$ 200.00
01-0300	3990	Damage to City Prop Reim	\$ 10,000.00	\$ -	\$ 10,000.00
01-0300	3991	Insurance Claim Reimbursement	\$ 2,500.00	\$ -	\$ 2,500.00
01-0300	3992	Medical Premium Reimbursement	\$ 240,000.00	\$ 149,845.78	\$ 240,000.00
01-0300	3993	Training Reimbursement	\$ -	\$ 8,529.34	\$ -
01-0300	3997	Jury Duty Reimbursement	\$ 100.00	\$ 17.20	\$ 100.00
01-0300	3998	Note Proceeds (Tax Anticipation)	\$ 500,000.00	\$ -	\$ -
01-0300	3999	Miscellaneous Revenue	\$ 60,000.00	\$ 182,357.21	\$ 70,000.00
01-0300	7070	License & Fees	\$ 300.00	\$ -	\$ 300.00
01-0300	8010	July 4th Special Events Revenue	\$ 2,000.00	\$ 475.00	\$ 2,000.00
01-0300	8011	Christmas Light Parade Revenue	\$ 10,000.00	\$ 8,284.81	\$ 10,000.00
Total 01	General Fund		\$ 15,797,675.00	\$ 16,624,768.26	\$ 15,614,685.00
02-0520	3520	Water Sales	\$ 4,500,000.00	\$ 5,145,571.39	\$ 5,200,000.00
02-0520	3525	Sewer Maintenance Fee	\$ 835,000.00	\$ 981,083.12	\$ 1,000,000.00
02-0520	3535	Penalties	\$ 150,000.00	\$ 284,946.52	\$ 250,000.00
02-0520	3905	Interest on Investments	\$ -	\$ 1.87	\$ 1,000.00
02-0520	3945	Water Meter/Remote Sales	\$ 12,000.00	\$ 14,503.75	\$ 12,000.00
02-0520	3948	Hydrant Deposit	\$ 2,000.00	\$ 9,213.79	\$ 2,000.00
02-0520	3998	Water Over/Under	\$ -	\$ (226.97)	\$ -
02-0520	3999	Miscellaneous Revenue	\$ 2,000.00	\$ (3,790.93)	\$ 2,000.00
Total 02	Water Fund		\$ 5,501,000.00	\$ 6,431,302.54	\$ 6,467,000.00
04-0400	3085	Business District Tax	\$ 610,000.00	\$ 683,130.01	\$ 675,000.00
Total 04	Business District Tax Fund		\$ 610,000.00	\$ 683,130.01	\$ 675,000.00
05-0550	3550	Green Fees	\$ 400,000.00	\$ 388,947.93	\$ 397,000.00
05-0550	3551	Cart Rentals	\$ 220,000.00	\$ 195,979.46	\$ 220,915.00
05-0550	3552	Driving Range	\$ 42,000.00	\$ 36,795.45	\$ 42,000.00
05-0550	3553	Pro Shop	\$ 20,000.00	\$ 20,221.37	\$ 22,000.00
05-0550	3554	Rest-Food	\$ 58,000.00	\$ 51,924.22	\$ 53,000.00
05-0550	3555	Rest-Alcohol	\$ 175,000.00	\$ 169,028.49	\$ 175,000.00
05-0550	3557	Club House Rental	\$ 4,500.00	\$ 1,275.00	\$ 4,500.00
05-0550	3558	Sales Tax Golf	\$ 2,000.00	\$ 50.00	\$ 2,000.00
05-0550	3559	MIS-ATM	\$ 1,250.00	\$ 3,910.00	\$ 1,250.00
05-0550	3560	Cigar Tobacco Sales	\$ 3,000.00	\$ 2,906.86	\$ 3,000.00
05-0550	3625	Meadows Video Gaming	\$ 45,000.00	\$ 38,297.56	\$ 42,000.00
05-0550	3630	Meadows Community Events	\$ 1,000.00	\$ 1,940.00	\$ 1,000.00
05-0550	3905	Interest on Investments	\$ -	\$ 45.70	\$ -
05-0550	3998	Golf Over/Under	\$ -	\$ 0.23	\$ -
Total 05	Golf Course Fund		\$ 971,750.00	\$ 911,322.27	\$ 963,665.00
06-0600	3696	Motor Fuel Tax	\$ 600,000.00	\$ 725,123.56	\$ 1,020,000.00
06-0600	3905	Interest on Investments	\$ 1,000.00	\$ 11,422.89	\$ 10,000.00
Total 06	Motor Fuel Tax Fund		\$ 601,000.00	\$ 736,546.45	\$ 1,030,000.00
07-0000	3005	Property Tax Revenue:Police Pension	\$ 2,000,000.00	\$ 1,932,070.45	\$ 2,436,772.00
07-0000	3140	PPT Revenue: Police Pension	\$ 31,000.00	\$ 30,250.37	\$ 35,000.00
Total 07	Police Pension Fund		\$ 2,031,000.00	\$ 1,962,320.82	\$ 2,471,772.00
08-0000	3005	Property Tax Revenue: Fire Pension	\$ 1,225,000.00	\$ 1,364,208.76	\$ 1,540,465.00
08-0000	3140	PPT Revenue: Fire Pension	\$ 23,000.00	\$ 21,627.01	\$ 25,000.00
Total 08	Fireman's Pension Fund		\$ 1,248,000.00	\$ 1,385,835.77	\$ 1,565,465.00
14-1400	3610	CDBG Program Revenue-R5	\$ 200,000.00	\$ 200,000.00	\$ 280,000.00
14-1400	3905	Interest on Investments	\$ -	\$ 2.83	\$ -
Total 14	Community Development Fund		\$ 200,000.00	\$ 200,002.83	\$ 280,000.00
18-1800	3005	Taxes-General	\$ 930,000.00	\$ 654,118.61	\$ 700,000.00
18-1800	3905	Interest on Investments	\$ 3,000.00	\$ 1,804.68	\$ 3,000.00
Total 18	TIF 2 Fund		\$ 933,000.00	\$ 655,923.29	\$ 703,000.00
21-2100	3005	Taxes-General	\$ 45,000.00	\$ 39,412.03	\$ 45,000.00
21-2100	3905	Interest on Investments	\$ 200.00	\$ 12.25	\$ 200.00
Total 21	TIF 4 Fund		\$ 45,200.00	\$ 39,424.28	\$ 45,200.00
22-2200	3005	Taxes-General	\$ 1,350,000.00	\$ 1,349,706.10	\$ 1,350,000.00
22-2200	3905	Interest on Investments	\$ 5,000.00	\$ 176.07	\$ 300.00
Total 22	TIF 5 Fund		\$ 1,355,000.00	\$ 1,349,882.17	\$ 1,350,300.00
23-2300	3005	Taxes General	\$ 145,000.00	\$ 134,673.18	\$ 145,000.00
23-2300	3905	Interest on Investments	\$ -	\$ 35.67	\$ 100.00
Total 23	TIF 6 Fund		\$ 145,000.00	\$ 134,708.85	\$ 145,100.00
24-0000	3005	Taxes General	\$ -	\$ 22,492.38	\$ 25,000.00
Total 24	TIF 7 Fund		\$ -	\$ 22,492.38	\$ 25,000.00
38-0000	3005	Taxes General	\$ -	\$ 255,784.75	\$ 486,391.00
Total 38	Debt Service Fund		\$ -	\$ 255,784.75	\$ 486,391.00
TOTAL OF ALL CITY FUNDS			\$ 29,438,625.00	\$ 31,393,444.67	\$ 31,822,578.00
Library	Library	Library	\$ 1,393,400.00	\$ 1,362,647.00	\$ 1,472,032.00
Total Library			\$ 1,393,400.00	\$ 1,362,647.00	\$ 1,472,032.00

City of Blue Island

Fund						
01	General Fund Expenditures					
Account Number	Account Description	FYE 18 Appropriation	FYE 18 Actual	FYE 19 Appropriation	FYE 19 Actual	FYE 20 Appropriation
401	Mayor's Office					
5100	Salaries - Full-Time					
	Assistant to the Mayor	\$ 52,700.00	\$ 49,958.02	\$ 52,679.33	\$ 53,344.30	\$ 54,578.00
5200	Salaries - Part-Time					
	Mayor	\$ 33,600.00	\$ 33,600.00	\$ 33,600.00	\$ 33,600.06	\$ 33,600.00
5400	Employer FICA	\$ 5,500.00	\$ 5,112.98	\$ 5,600.00	\$ 5,287.04	\$ 5,470.00
5450	Employer Medicare	\$ 1,300.00	\$ 1,195.88	\$ 1,300.00	\$ 1,236.48	\$ 1,280.00
5500	Employer IMRF	\$ 11,800.00	\$ 11,338.79	\$ 10,900.00	\$ 10,494.15	\$ 14,450.00
5800	Training	\$ 100.00	\$ 100.00	\$ 100.00	\$ -	\$ 100.00
6015	Office Supplies	\$ 500.00	\$ 479.16	\$ 1,000.00	\$ 964.63	\$ 800.00
6020	Postage and Shipping	\$ 150.00	\$ 178.95	\$ 150.00	\$ 389.85	\$ 150.00
6025	Printing and Copy Expense	\$ 150.00	\$ 692.11	\$ 1,000.00	\$ -	\$ 500.00
6102	Equipment Maintenance Contract	\$ 2,900.00	\$ -	\$ 2,900.00	\$ -	\$ -
6103	Service Contracts	\$ 650.00	\$ 438.34	\$ 650.00	\$ 363.90	\$ 500.00
6110	Vehicle Parts	\$ -	\$ -	\$ 750.00	\$ -	\$ -
6111	Vehicle Maintenance	\$ -	\$ -	\$ 500.00	\$ -	\$ -
6660	Computer Hardware	\$ 250.00	\$ -	\$ 250.00	\$ 90.00	\$ 250.00
7020	Insurance	\$ 350.00	\$ -	\$ -	\$ 12.00	\$ -
7040	Dues & Memberships	\$ 15,900.00	\$ 11,411.02	\$ 10,000.00	\$ 10,766.77	\$ 8,000.00
7045	Employee/Office Services	\$ 500.00	\$ 365.00	\$ 500.00	\$ 300.00	\$ 500.00
7075	Meetings & Seminars	\$ 1,000.00	\$ 980.00	\$ 1,000.00	\$ 1,176.60	\$ -
	Totals	\$ 127,350.00	\$ 115,850.25	\$ 122,879.33	\$ 118,025.78	\$ 120,178.00

City of Blue Island

Fund						
01	General Fund Expenditures					
Account Number	Account Description	FYE 18 Appropriation	FYE 18 Actual	FYE 19 Appropriation	FYE 19 Actual	FYE 20 Appropriation
402	Finance Department					
5100	Salaries - Full-Time					
	Finance Director (75/25 Fund 01/02 in 2019 and 2020)	\$ 87,500.00	\$ 87,500.14	\$ 67,678.70	\$ 55,978.72	\$ 52,750.00
	Accountant (75/25 Fund 01/02 2019)	\$ 44,278.00	\$ 44,277.82	\$ 70,000.00	\$ 35,722.19	\$ -
	Accounts Payable Clerk	\$ 62,231.00	\$ 62,230.78	\$ 45,400.00	\$ 45,399.89	\$ 46,385.00
	Payroll Clerk	\$ 39,464.00	\$ 37,694.92	\$ 39,000.00	\$ 39,421.01	\$ 36,400.00
5200	Salaries - Part-Time					
	City Treasurer	\$ 10,600.00	\$ 10,600.00	\$ 20,600.00	\$ 10,599.94	\$ 10,600.00
5300	Salaries - Overtime	\$ -	\$ 119.42	\$ 500.00	\$ 276.04	\$ 300.00
5400	Employer FICA	\$ 15,200.00	\$ 14,391.40	\$ 15,046.08	\$ 10,853.96	\$ 9,100.00
5450	Employer Medicare	\$ 3,600.00	\$ 3,365.61	\$ 3,518.84	\$ 2,538.47	\$ 2,200.00
5500	Employer IMRF	\$ 33,200.00	\$ 31,899.76	\$ 28,084.32	\$ 21,420.50	\$ 24,000.00
5610	Unemployment Insurance	\$ -	\$ 1,881.00	\$ -	\$ -	\$ 9,000.00
5800	Training	\$ 150.00	\$ 180.00	\$ 350.00	\$ 1,369.00	\$ 1,000.00
6015	Office Supplies	\$ 750.00	\$ 824.38	\$ 750.00	\$ 248.92	\$ 400.00
6020	Postage & Shipping	\$ 1,250.00	\$ 1,296.14	\$ 1,250.00	\$ 975.38	\$ 1,000.00
6025	Printing & Copy Expense	\$ 575.00	\$ 715.63	\$ 750.00	\$ 45.00	\$ 500.00
6102	Equipment Maintenance Contracts	\$ 2,600.00	\$ -	\$ 2,600.00	\$ -	\$ -
6103	Service Contracts	\$ 650.00	\$ (400.03)	\$ 1,200.00	\$ 342.29	\$ 500.00
6107	Copier Lease	\$ -	\$ -	\$ -	\$ 573.08	\$ 2,257.00
6610	Audit Fees	\$ 75,000.00	\$ 73,300.00	\$ 80,000.00	\$ 75,275.00	\$ 75,000.00
6620	Professional Consulting	\$ 100,000.00	\$ 162,148.33	\$ 85,000.00	\$ 87,515.00	\$ 25,000.00
6621	Accounting Software Service	\$ 26,000.00	\$ 26,835.60	\$ 28,000.00	\$ 28,177.38	\$ 28,000.00
6660	Computer Hardware/Software	\$ 250.00	\$ -	\$ 400.00	\$ 90.00	\$ 400.00
7010	Travel/Transportation	\$ 50.00	\$ -	\$ 500.00	\$ -	\$ -
7035	Subscriptions/Publications	\$ -	\$ 4,707.12	\$ 7,500.00	\$ 45.00	\$ 500.00
7040	Dues and Memberships	\$ -	\$ 874.75	\$ 1,500.00	\$ 1,493.60	\$ 1,000.00
7061	Legal Notices	\$ 800.00	\$ 660.99	\$ 800.00	\$ -	\$ -
7070	License & Fees	\$ -	\$ 750.00	\$ 850.00	\$ 750.00	\$ 850.00
7073	Payroll Fees	\$ 55,000.00	\$ 52,299.91	\$ 55,000.00	\$ 52,000.00	\$ 53,000.00
7075	Meetings & Seminars	\$ -	\$ 129.00	\$ 2,500.00	\$ 1,216.35	\$ -
7091	Service Charges/Bank Fees	\$ 23,000.00	\$ 13,884.98	\$ 20,000.00	\$ 3,873.41	\$ 5,000.00
8060	Office Equipment	\$ 1,000.00	\$ -	\$ -	\$ -	\$ -
	TOTALS	\$ 583,148.00	\$ 632,167.65	\$ 578,777.94	\$ 476,200.13	\$ 385,142.00

City of Blue Island

Fund						
01	General Fund Expenditures					
Account Number	Account Description	FYE 18 Appropriation	FYE 18 Actual	FYE 19 Appropriation	FYE 19 Actual	FYE 20 Appropriation
403	Clerk's Office					
5100	Salaries - Full-Time					
	City Clerk (70/30 Fund 01/02)	\$ 51,550.00	\$ 51,550.00	\$ 48,020.00	\$ 48,020.00	\$ 48,020.00
	Deputy Clerk (50/50 Fund 01/02)	\$ 30,866.00	\$ 30,865.85	\$ 39,340.80	\$ 21,134.08	\$ 21,692.00
5400	Employer FICA	\$ 5,150.00	\$ 4,881.67	\$ 5,416.37	\$ 4,205.97	\$ 4,350.00
5450	Employer Medicare	\$ 1,200.00	\$ 1,141.49	\$ 1,266.73	\$ 983.56	\$ 1,050.00
5500	Employer IMRF	\$ 11,200.00	\$ 11,183.79	\$ 10,544.45	\$ 8,538.22	\$ 11,450.00
5800	Training	\$ -	\$ -	\$ 2,500.00	\$ -	\$ 500.00
6020	Postage & Shipping	\$ 950.00	\$ 931.35	\$ 1,500.00	\$ 877.87	\$ 1,000.00
6025	Printing & Copy Expense	\$ 1,700.00	\$ 2,164.60	\$ 3,000.00	\$ 2,023.71	\$ 2,000.00
6103	Service Contracts	\$ 350.00	\$ 438.35	\$ 350.00	\$ 54.73	\$ 350.00
6620	Professional Consulting	\$ 250.00	\$ 3,653.75	\$ 15,000.00	\$ -	\$ -
6660	Computer Hardware/Software	\$ 175.00	\$ 247.54	\$ 250.00	\$ 42.50	\$ 250.00
6671	Vehicle Sticker Program	\$ 18,000.00	\$ 14,807.38	\$ 15,000.00	\$ 15,766.62	\$ 16,000.00
7030	Rentals & Leasing Fees	\$ 1,100.00	\$ 1,140.00	\$ 3,250.00	\$ 2,953.24	\$ 650.00
7035	Subscriptions & Publications	\$ 475.00	\$ 475.00	\$ 500.00	\$ 475.00	\$ 500.00
7040	Dues & Memberships	\$ 300.00	\$ 282.11	\$ 300.00	\$ -	\$ -
7070	License & Fee	\$ 2,500.00	\$ 1,836.00	\$ 2,500.00	\$ 836.00	\$ 1,000.00
	Totals	\$ 125,766.00	\$ 125,598.88	\$ 148,738.35	\$ 105,911.50	\$ 108,812.00

City of Blue Island

Fund						
01	General Fund Expenditures					
Account Number	Account Description	FYE 18 Appropriation	FYE 18 Actual	FYE 19 Appropriation	FYE 19 Actual	FYE 20 Appropriation
404	Alderman					
5200	Salaries - Part-Time					
	Aldermen (14)	\$ 86,800.00	\$ 86,799.44	\$ 86,800.00	\$ 86,799.08	\$ 86,800.00
5400	Employer FICA	\$ 5,400.00	\$ 4,995.64	\$ 5,400.00	\$ 4,761.83	\$ 4,800.00
5450	Employer Medicare	\$ 1,300.00	\$ 1,169.48	\$ 1,300.00	\$ 1,113.90	\$ 1,200.00
5530	City Official's Expense	\$ -	\$ -	\$ -	\$ -	\$ -
7075	Meetings & Seminars	\$ -	\$ -	\$ -	\$ -	\$ -
	Operating Totals	\$ 93,500.00	\$ 92,964.56	\$ 93,500.00	\$ 92,674.81	\$ 92,800.00

City of Blue Island

Fund						
01	General Fund Expenditures					
Account Number	Account Description	FYE 18 Appropriation	FYE 18 Actual	FYE 19 Appropriation	FYE 19 Actual	FYE 20 Appropriation
409	General Administration					
5100	Salaries - Full-Time					
	Project Coordinator (90/10 Fund 01/0	\$ 52,647.00	\$ 52,646.36	\$ 54,745.16	\$ 47,947.80	\$ 48,840.00
	Attorney	\$ 9,353.00	\$ 11,973.96	\$ -	\$ -	\$ -
	Human Resources Manager	\$ -	\$ -	\$ -	\$ -	\$ 56,197.00
5200	Salaries - Part-Time					
	General Part-Time Hourly	\$ 32,000.00	\$ 29,035.55	\$ 32,000.00	\$ 26,042.01	\$ 22,400.00
5400	Employer FICA	\$ 5,900.00	\$ 5,710.10	\$ 5,378.20	\$ 4,436.45	\$ 8,000.00
5450	Employer Medicare	\$ 1,500.00	\$ 1,335.43	\$ 1,257.80	\$ 1,037.53	\$ 1,900.00
5500	Employer IMRF	\$ 7,700.00	\$ 7,965.14	\$ 6,607.74	\$ 5,972.93	\$ 17,300.00
5531	Library - PPRT	\$ 55,000.00	\$ 53,732.26	\$ 55,000.00	\$ 48,761.07	\$ 61,000.00
5610	Unemployment	\$ 20,000.00	\$ 11,450.00	\$ -	\$ -	\$ -
6015	Office Supplies	\$ 750.00	\$ 618.62	\$ 500.00	\$ 531.53	\$ 500.00
6020	Postage & Shipping	\$ 250.00	\$ 85.97	\$ 250.00	\$ -	\$ 250.00
6025	Printing & Copy Expense	\$ 875.00	\$ 395.00	\$ 875.00	\$ 1,060.00	\$ 875.00
6030	Maintenance Supplies	\$ 5,000.00	\$ 1,942.98	\$ 2,500.00	\$ 1,797.97	\$ 2,000.00
6036	Board Up Expense	\$ 18,000.00	\$ 19,635.00	\$ 18,000.00	\$ 10,365.00	\$ 15,000.00
6040	Operating Supplies	\$ 50.00	\$ 41.45	\$ 50.00	\$ 4.00	\$ 50.00
6100	Equipment Maintenance and Repair	\$ -	\$ -	\$ 2,500.00	\$ 450.00	\$ 500.00
6102	Equipment Maintenance Contract	\$ 4,000.00	\$ 600.78	\$ 4,000.00	\$ -	\$ -
6103	Service Contracts	\$ -	\$ -	\$ -	\$ 3,215.77	\$ 2,000.00
6105	Building Maintenance and Repair	\$ 20,000.00	\$ 3,173.11	\$ 25,000.00	\$ 19,902.12	\$ 15,000.00
6130	Small Equipment	\$ -	\$ -	\$ -	\$ 72.86	\$ -
6510	Telephone	\$ 140,000.00	\$ 132,192.74	\$ 140,000.00	\$ 267,887.77	\$ 270,000.00
6520	Natural Gas	\$ 500.00	\$ 1,788.08	\$ 250.00	\$ 350.41	\$ 250.00
6540	Internet	\$ -	\$ -	\$ -	\$ 1,622.27	\$ 1,500.00
6620	Professional Consulting	\$ 90,000.00	\$ 56,376.25	\$ 50,000.00	\$ 11,205.00	\$ 10,000.00
6625	Engineering	\$ 95,000.00	\$ 127,823.94	\$ 115,000.00	\$ 52,064.64	\$ 50,000.00
6640	Legal Fees	\$ 500,000.00	\$ 959,894.74	\$ 500,000.00	\$ 399,257.26	\$ 150,000.00
6653	Lot/Property Maintenance	\$ 25,000.00	\$ 307.35	\$ 5,000.00	\$ -	\$ -
6660	Computer Hardware/Software	\$ 110,000.00	\$ 100,086.44	\$ 90,000.00	\$ 67,677.17	\$ 75,000.00
6695	Other Contractual Services	\$ 37,200.00	\$ 148,353.21	\$ 1,350.00	\$ 4,268.91	\$ 1,350.00
7010	Travel/Transportation	\$ 300.00	\$ 243.38	\$ 300.00	\$ 87.50	\$ 300.00
7020	Insurance	\$ 1,200.00	\$ -	\$ 1,200.00	\$ -	\$ 1,200.00
7035	Subscriptions/Publications	\$ 1,000.00	\$ 768.05	\$ 1,000.00	\$ 1,071.31	\$ 1,000.00
7040	Dues & Memberships	\$ 18,000.00	\$ 15,962.08	\$ 18,000.00	\$ 15,159.00	\$ 15,000.00
7045	Employee/Office Services	\$ 1,000.00	\$ 963.84	\$ 1,000.00	\$ 1,411.57	\$ 1,000.00
7060	Advertising & Marketing	\$ -	\$ -	\$ -	\$ 425.00	\$ 400.00
7061	Legal Notices	\$ 2,000.00	\$ 2,263.87	\$ 2,000.00	\$ 1,439.52	\$ 2,000.00
7070	Licenses & Fees	\$ -	\$ 225.00	\$ 250.00	\$ -	\$ 250.00
7072	Abandoned House Expense	\$ 95,000.00	\$ 72.50	\$ 45,000.00	\$ 108.00	\$ 35,000.00
7075	Meetings & Seminars	\$ -	\$ 195.00	\$ 500.00	\$ -	\$ 500.00
7081	Community Promotions	\$ 150.00	\$ 175.00	\$ 200.00	\$ -	\$ -
7082	Grant Pass Through Expenditures	\$ 155,000.00	\$ 22,318.95	\$ 50,000.00	\$ 1,646.00	\$ 50,000.00
7090	Penalties & Interest	\$ -	\$ 1,552.94	\$ 2,500.00	\$ -	\$ 2,500.00
7100	Miscellaneous Expense	\$ -	\$ -	\$ -	\$ 2,800.00	\$ -
7110	Interest on Bonds	\$ -	\$ 41,799.95	\$ 42,000.00	\$ -	\$ -
7120	Bond Principal	\$ -	\$ 226,607.82	\$ 230,000.00	\$ -	\$ -
7130	Interest on Notes	\$ 15,000.00	\$ -	\$ 15,000.00	\$ -	\$ 15,000.00
7140	Note Principal - TAW	\$ 500,000.00	\$ 500,000.00	\$ 500,000.00	\$ -	\$ -
7210	Personal Inj./Civil Rights Claims	\$ -	\$ -	\$ -	\$ 416.25	\$ -
9900	Contingency	\$ -	\$ -	\$ -	\$ -	\$ -
	Totals	\$ 2,019,375.00	\$ 2,540,312.84	\$ 2,019,213.90	\$ 1,000,494.62	\$ 934,062.00

City of Blue Island

Fund						
01	General Fund Expenditures					
Account Number	Account Description	FYE 18 Appropriation	FYE 18 Actual	FYE 19 Appropriation	FYE 19 Actual	FYE 20 Appropriation
410	Police Department					
5100	Salaries - Full-Time/Sworn Officers					
	Police Chief	\$ 91,800.00	\$ 91,956.89	\$ 91,800.00	\$ 63,120.28	\$ 92,400.00
	Police Sergeants (6)	\$ 609,551.00	\$ 609,050.55	\$ 585,168.00	\$ 585,182.41	\$ 570,355.00
	Police Corporals (3)	\$ 248,144.00	\$ 248,143.05	\$ 254,506.00	\$ 254,506.00	\$ 262,400.00
	Police Officers (26)	\$ 1,987,674.00	\$ 1,813,058.69	\$ 2,111,766.00	\$ 2,026,521.62	\$ 1,915,000.00
	Uniform Allowance	\$ 22,800.00	\$ 22,800.00	\$ 32,500.00	\$ 32,500.00	\$ 29,600.00
	Holidays	\$ 73,031.00	\$ 73,030.35	\$ 114,760.00	\$ 114,759.30	\$ 140,000.00
	Police Sergeant - Settlement	\$ -	\$ -	\$ 39,500.00	\$ 39,484.82	\$ 77,345.00
7050	Residency Stipend	\$ -	\$ -	\$ 20,000.00	\$ 15,000.00	\$ 25,000.00
5100	Salaries - Full-Time/Civilian Clerks					
	Records Supervisor	\$ 55,848.00	\$ 55,848.00	\$ 56,894.00	\$ 56,893.36	\$ 58,675.00
	Administrative Assistant	\$ 53,335.00	\$ 53,334.40	\$ 54,415.00	\$ 54,414.25	\$ 56,120.00
	Full-Time Clerks (7)	\$ 290,817.00	\$ 260,698.43	\$ 288,691.00	\$ 256,379.09	\$ 249,800.00
5200	Salaries - Part-Time/Civilian Clerks					
	Part-Time Clerks	\$ 33,000.00	\$ 21,854.35	\$ 15,000.00	\$ 13,942.21	\$ 1,950.00
5200	Salaries - Part-Time/Officers					
	Part-Time Officers (10)	\$ 135,000.00	\$ 134,631.16	\$ 135,000.00	\$ 106,290.77	\$ 109,000.00
5300	Salaries - Overtime/Sworn Officers	\$ 240,000.00	\$ 236,599.61	\$ 230,000.00	\$ 201,781.34	\$ 210,000.00
5300	Salaries - Overtime/Civilian Clerks	\$ 34,000.00	\$ 21,284.17	\$ 25,000.00	\$ 18,501.49	\$ 23,000.00
5300	Salaries - Overtime Part-Time/Officers	\$ -	\$ 425.25	\$ 1,000.00	\$ 27.00	\$ 100.00
5400	Employer FICA	\$ 36,000.00	\$ 35,297.55	\$ 40,000.00	\$ 29,751.38	\$ 35,000.00
5450	Employer Medicare	\$ 55,500.00	\$ 45,539.81	\$ 47,000.00	\$ 47,895.94	\$ 56,000.00
5500	Employer IMRF	\$ 56,500.00	\$ 51,785.46	\$ 52,126.92	\$ 47,698.22	\$ 62,400.00
5610	Unemployment Insurance	\$ -	\$ 31,184.81	\$ -	\$ 7,914.89	\$ 5,000.00
5700	Uniforms	\$ 2,000.00	\$ 924.23	\$ 2,000.00	\$ 1,036.89	\$ 2,000.00
5710	Police Vests	\$ 4,500.00	\$ 1,250.00	\$ 5,500.00	\$ 8,290.00	\$ 5,500.00
5800	Training	\$ 20,000.00	\$ 25,927.30	\$ 35,000.00	\$ 15,379.24	\$ 35,000.00
5930	Tool Expense	\$ 500.00	\$ 1,000.00	\$ 500.00	\$ 435.93	\$ 500.00
6015	Office Supplies	\$ 6,500.00	\$ 7,882.59	\$ 10,000.00	\$ 4,698.44	\$ 5,000.00
6020	Postage & Shipping	\$ 6,500.00	\$ 4,809.13	\$ 10,000.00	\$ 8,642.96	\$ 10,000.00
6025	Printing & Copy Expense	\$ 4,000.00	\$ 3,228.08	\$ 4,000.00	\$ 4,224.02	\$ 4,000.00
6030	Maintenance Supplies	\$ 2,500.00	\$ 2,303.51	\$ 3,000.00	\$ 2,416.01	\$ 3,000.00
6040	Operating Supplies	\$ 2,250.00	\$ 2,138.91	\$ 4,000.00	\$ 4,394.53	\$ 4,000.00
6100	Equipment Maintenance and Repair	\$ 2,500.00	\$ 3,058.43	\$ 2,500.00	\$ 300.00	\$ 2,500.00
6102	Equipment Maintenance Contracts	\$ 13,500.00	\$ 428.52	\$ 1,000.00	\$ 428.52	\$ 1,000.00
6103	Service Contracts	\$ 42,500.00	\$ 31,387.87	\$ 60,000.00	\$ 43,668.94	\$ 45,000.00
6105	Building Maintenance and Repair	\$ 40,000.00	\$ 25,016.49	\$ 85,000.00	\$ 12,144.53	\$ 15,000.00
6107	Copier Lease	\$ -	\$ -	\$ -	\$ 2,324.63	\$ 6,771.00
6110	Vehicle/Truck Maintenance and Repair	\$ 40,000.00	\$ 38,824.26	\$ 40,000.00	\$ 22,528.86	\$ 25,000.00
6111	Vehicle/Truck Parts	\$ 15,000.00	\$ 13,045.03	\$ 20,000.00	\$ 15,348.81	\$ 20,000.00
6113	Tire Repairs	\$ 500.00	\$ 494.54	\$ -	\$ -	\$ -
6118	Radios & Radio Equipment	\$ 188,000.00	\$ -	\$ 146,000.00	\$ -	\$ -
6120	Gas & Oil	\$ 72,000.00	\$ 81,446.54	\$ 77,000.00	\$ 76,369.04	\$ 77,000.00
6130	Small Equipment	\$ 1,500.00	\$ 420.00	\$ 1,000.00	\$ 532.05	\$ 1,000.00
6140	Munitions	\$ 5,000.00	\$ 5,167.27	\$ 5,500.00	\$ 1,973.00	\$ 5,000.00
6141	Tasers	\$ -	\$ -	\$ 14,500.00	\$ 10,000.00	\$ 10,453.00
6510	Telephone	\$ 11,000.00	\$ 12,532.30	\$ 104,500.00	\$ 17,679.00	\$ 18,000.00
6511	Cook County Dispatch Services	\$ -	\$ -	\$ 165,000.00	\$ 153,132.05	\$ 391,628.00
	Cook County Dispatch Surcharge Offset	\$ -	\$ -	\$ -	\$ -	\$ (151,639.00)
6540	Cable Services	\$ -	\$ 12.66	\$ 100.00	\$ -	\$ -
6541	TV Services	\$ 150.00	\$ 164.64	\$ 200.00	\$ 139.26	\$ 660.00
6620	Professional Consulting	\$ 6,500.00	\$ 10,000.00	\$ 18,000.00	\$ 3,135.00	\$ 4,000.00

City of Blue Island

Fund						
01	General Fund Expenditures					
Account Number	Account Description	FYE 18 Appropriation	FYE 18 Actual	FYE 19 Appropriation	FYE 19 Actual	FYE 20 Appropriation
410	Police Department					
6640	Legal Fees	\$ 15,000.00	\$ 4,208.75	\$ -	\$ -	\$ -
6660	Computer Hardware/Software	\$ 36,000.00	\$ 43,529.58	\$ 60,000.00	\$ 18,050.80	\$ 10,000.00
7010	Travel/Transportation	\$ 2,500.00	\$ 302.06	\$ 2,000.00	\$ 452.68	\$ 1,000.00
7040	Dues & Memberships	\$ 3,000.00	\$ 3,005.00	\$ 3,500.00	\$ 3,709.50	\$ 3,500.00
7045	Employee/Office Service	\$ -	\$ -	\$ 3,000.00	\$ -	\$ -
7055	Prisoner Care	\$ 2,000.00	\$ 1,580.78	\$ 3,500.00	\$ 1,038.13	\$ 1,500.00
7056	Animal Care	\$ 4,800.00	\$ 5,812.00	\$ 6,000.00	\$ 10,770.60	\$ 10,000.00
7070	License & Fees	\$ 5,500.00	\$ 3,045.60	\$ 2,500.00	\$ 438.50	\$ 2,500.00
7075	Meetings & Seminars	\$ 750.00	\$ 408.39	\$ 1,000.00	\$ 333.65	\$ 1,000.00
7081	Community Promotions	\$ 500.00	\$ 489.51	\$ 1,500.00	\$ 118.79	\$ 500.00
7110	Loan Interest	\$ 3,800.00	\$ 6,107.10	\$ 4,000.00	\$ 5,342.70	\$ 200.00
7120	Loan Principal	\$ 67,400.00	\$ 65,033.26	\$ 67,400.00	\$ 17,016.00	\$ 6,200.00
8050	Vehicles	\$ 50,000.00	\$ -	\$ 90,000.00	\$ 39,822.60	\$ 46,000.00
8070	AED Grant Expense	\$ 20,000.00	\$ -	\$ 20,000.00	\$ -	\$ -
8080	JAG Grant	\$ -	\$ -	\$ -	\$ 10,930.00	\$ 9,716.00
	Totals	\$ 4,721,150.00	\$ 4,211,506.86	\$ 5,273,826.92	\$ 4,489,810.03	\$ 4,611,634.00

City of Blue Island

Fund						
01	General Fund Expenditures					
Account Number	Account Description	FYE 18 Appropriation	FYE 18 Actual	FYE 19 Appropriation	FYE 19 Actual	FYE 20 Appropriation
414	911 Department					
5100	Salaries - Full-Time	\$ 31,850.00	\$ 45,648.03	\$ -	\$ -	\$ -
5200	Salaries - Part-Time	\$ -	\$ 265.50	\$ -	\$ -	\$ -
5300	Salaries - Overtime	\$ -	\$ (3,707.36)	\$ -	\$ -	\$ -
5400	Employer FICA	\$ 2,000.00	\$ 2,796.55	\$ -	\$ -	\$ -
5450	Employer Medicare	\$ 500.00	\$ 654.04	\$ -	\$ -	\$ -
5500	Employer IMRF	\$ -	\$ 185.42	\$ -	\$ -	\$ -
5610	Unemployment	\$ 63,800.00	\$ 26,958.13	\$ -	\$ -	\$ -
6100	Equipment Maintenance and	\$ -	\$ 1,095.00	\$ -	\$ -	\$ -
6510	Telephone	\$ 144,000.00	\$ 186,864.33	\$ -	\$ -	\$ -
6540	Internet Services	\$ -	\$ 239.70	\$ -	\$ -	\$ -
6541	TV Services	\$ -	\$ 21.13	\$ -	\$ -	\$ -
6660	Computer Hardware	\$ -	\$ 797.58	\$ -	\$ -	\$ -
6695	Other Contractual Services	\$ 400,000.00	\$ 297,835.77	\$ -	\$ -	\$ -
7070	License and Fees	\$ 7,000.00	\$ 191.99	\$ 7,000.00	\$ 28.25	\$ -
	Totals	\$ 649,150.00	\$ 559,845.81	\$ 7,000.00	\$ 28.25	\$ -

City of Blue Island

Fund						
01	General Fund Expenditures					
Number	Account Description	FYE 18 Appropriation	FYE 18 Actual	FYE 19 Appropriation	FYE 19 Actual	FYE 20 Appropriation
420	Fire Department					
5100	Salaries - Full-Time					
	Fire Chief	\$ 91,800.00	\$ 91,800.00	\$ 91,800.00	\$ 91,684.64	\$ 92,400.00
	Fire Lieutenants (3)	\$ 248,358.00	\$ 248,357.88	\$ 254,727.00	\$ 254,726.04	\$ 263,500.00
	Firefighters (24)	\$ 1,406,276.00	\$ 1,337,040.75	\$ 1,482,221.98	\$ 1,590,617.61	\$ 1,620,000.00
	Administrative Assistant	\$ 39,250.00	\$ 39,249.60	\$ 40,079.00	\$ 40,078.21	\$ 41,245.00
	Uniform Allowance	\$ 17,550.00	\$ 17,550.00	\$ 1,950.00	\$ 19,500.00	\$ 18,200.00
	Holidays	\$ 36,766.00	\$ 36,765.04	\$ 61,614.00	\$ 61,613.52	\$ 108,700.00
7050	Residency Stipend	\$ -	\$ -	\$ 5,000.00	\$ 5,000.00	\$ 5,000.00
5200	Salaries: Part-Time: INTERN (EMS REPORT	\$ -	\$ -	\$ 3,000.00	\$ -	\$ -
5300	Salaries - Overtime	\$ 85,000.00	\$ 117,053.02	\$ 123,490.94	\$ 147,354.41	\$ 85,000.00
5400	Employer FICA	\$ 3,000.00	\$ 2,232.48	\$ 5,914.80	\$ 2,173.12	\$ 2,600.00
5450	Employer Medicare	\$ 27,000.00	\$ 22,102.86	\$ 29,926.30	\$ 26,954.86	\$ 33,500.00
5500	Employer IMRF	\$ 5,700.00	\$ 5,326.10	\$ 5,021.67	\$ 4,909.75	\$ 6,900.00
5700	Uniforms	\$ -	\$ (650.00)	\$ -	\$ 605.00	\$ -
5720	Firefighter Gear	\$ 8,500.00	\$ 8,585.30	\$ 8,500.00	\$ 6,574.62	\$ 20,000.00
5800	Training	\$ 2,000.00	\$ 1,215.00	\$ 5,000.00	\$ -	\$ 1,000.00
5810	Training Reimbursement	\$ 1,000.00	\$ 800.00	\$ 1,000.00	\$ 1,302.00	\$ 1,000.00
5820	Training Material	\$ 250.00	\$ 203.01	\$ 250.00	\$ -	\$ 250.00
6015	Office Supplies	\$ 500.00	\$ 468.75	\$ 500.00	\$ 258.33	\$ 500.00
6020	Postage & Shipping	\$ 400.00	\$ 295.06	\$ 400.00	\$ 256.92	\$ 400.00
6025	Printing & Copy Expense	\$ 2,000.00	\$ 1,164.85	\$ 2,000.00	\$ 157.90	\$ 2,000.00
6030	Maintenance Supplies	\$ 3,000.00	\$ 2,468.81	\$ 3,000.00	\$ 3,344.29	\$ 3,000.00
6040	Operating Supplies	\$ 8,000.00	\$ 3,729.10	\$ 8,000.00	\$ 1,992.71	\$ 35,000.00
6100	Equipment Maintenance and Repair	\$ 3,500.00	\$ 3,525.43	\$ 3,500.00	\$ 2,769.01	\$ 3,500.00
6103	Service Contracts	\$ 2,200.00	\$ 1,449.85	\$ 2,200.00	\$ 707.67	\$ 1,000.00
6105	Building Maintenance and Repair	\$ 10,000.00	\$ 11,697.34	\$ 15,000.00	\$ 5,826.96	\$ 6,000.00
6107	Copier Lease	\$ -	\$ -	\$ -	\$ 774.88	\$ 2,257.00
6110	Vehicle/Truck Maintenance and Repair	\$ 40,000.00	\$ 87,761.63	\$ 80,000.00	\$ 23,724.96	\$ 50,000.00
6111	Vehicle/Truck Parts	\$ 3,000.00	\$ 1,530.10	\$ 3,000.00	\$ 342.40	\$ 7,500.00
6113	Tire Repairs	\$ 250.00	\$ 803.78	\$ 1,500.00	\$ 2,234.66	\$ 1,500.00
6118	Radios & Radio Equipment	\$ 250.00	\$ 6,519.50	\$ 250.00	\$ 195.00	\$ 1,200.00
6120	Gas & Oil	\$ 2,900.00	\$ 3,671.09	\$ 2,900.00	\$ 3,517.50	\$ 2,900.00
6130	Small Equipment	\$ 23,000.00	\$ 20,883.95	\$ 23,000.00	\$ 7,523.85	\$ 7,000.00
6160	SCBA & Compressor	\$ 1,240.00	\$ 1,105.00	\$ 1,240.00	\$ 435.00	\$ 3,500.00
6510	Telephone	\$ 1,000.00	\$ 1,854.63	\$ 73,500.00	\$ 1,344.09	\$ 1,500.00
6540	Internet Services	\$ 1,200.00	\$ 1,258.20	\$ 1,200.00	\$ 1,173.35	\$ 1,200.00
6620	Professional Consulting	\$ 3,000.00	\$ 6,299.00	\$ 2,000.00	\$ 2,500.00	\$ 2,000.00
6660	Computer Hardware/Software	\$ 6,000.00	\$ 5,667.76	\$ 21,000.00	\$ 7,044.37	\$ 7,045.00
6685	Ambulance Billing Services	\$ 40,000.00	\$ 54,674.70	\$ 40,000.00	\$ 28,665.45	\$ 30,000.00
6693	Orland Fire Protection District	\$ -	\$ (3,000.00)	\$ 200,000.00	\$ 96,574.00	\$ 143,500.00
6695	Other Contractual Services	\$ -	\$ -	\$ -	\$ 575.00	\$ 500.00
7010	Travel/Transportation	\$ -	\$ 52.00	\$ 500.00	\$ -	\$ 500.00
7030	Rentals & Leasing Fees	\$ 250.00	\$ 268.00	\$ 250.00	\$ 344.00	\$ 250.00
7040	Dues & Membership	\$ 4,500.00	\$ 4,039.00	\$ 4,500.00	\$ 8,313.50	\$ 6,500.00
7045	Employee/Office Services	\$ 1,000.00	\$ 163.19	\$ 1,000.00	\$ -	\$ 1,000.00
7047	Physical Exams	\$ 7,000.00	\$ 10,574.00	\$ 15,000.00	\$ 8,812.00	\$ 8,000.00
7070	License & Fees	\$ 250.00	\$ -	\$ 250.00	\$ 250.00	\$ 11,700.00
7075	Meetings & Seminars	\$ 1,000.00	\$ -	\$ 1,000.00	\$ 523.01	\$ 750.00

City of Blue Island

Fund						
01	General Fund Expenditures					
Number	Account Description	FYE 18 Appropriation	FYE 18 Actual	FYE 19 Appropriation	FYE 19 Actual	FYE 20 Appropriation
420	Fire Department					
7081	Community Promotions	\$ 750.00	\$ 158.40	\$ 750.00	\$ 183.00	\$ 750.00
7082	Grant Pass Through Expenditure	\$ 120,000.00	\$ -	\$ 120,000.00	\$ -	\$ -
7510	State/Federal Grant Match	\$ 60,000.00	\$ -	\$ 60,000.00	\$ -	\$ -
8040	Machinery & Equipment	\$ -	\$ -	\$ -	\$ -	\$ -
8050	Vehicles	\$ -	\$ -	\$ 20,000.00	\$ 7,181.54	\$ -
8070	Ambulance IFA Loan Principal	\$ 10,000.00	\$ 10,000.00	\$ 10,000.00	\$ 10,000.00	\$ 10,000.00
	Totals	\$ 2,328,640.00	\$ 2,166,714.16	\$ 2,836,935.69	\$ 2,480,639.13	\$ 2,651,747.00

City of Blue Island

Fund						
01	General Fund Expenditures					
Account Number	Account Description	FYE 18 Appropriation	FYE 18 Actual	FYE 19 Appropriation	FYE 19 Actual	FYE 20 Appropriation
423	Emergency Management					
5100	Salaries & Wages-Full-Time	\$ -	\$ -	\$ 44,438.88	\$ -	\$ -
5200	Salaries - Part-Time	\$ -	\$ -	\$ -	\$ -	\$ -
5400	Employer FICA	\$ -	\$ -	\$ 2,755.21	\$ -	\$ -
5450	Employer Medicare	\$ -	\$ -	\$ 644.36	\$ -	\$ -
5500	Employer IMRF	\$ -	\$ -	\$ 4,345.20	\$ -	\$ -
5700	Uniforms	\$ 1,000.00	\$ 54.73	\$ 3,500.00	\$ -	\$ -
5800	Training	\$ 2,000.00	\$ 2,000.00	\$ 3,000.00	\$ -	\$ -
5930	Tool Expense	\$ 2,000.00	\$ 2,019.05	\$ 5,000.00	\$ -	\$ -
6015	Office Supplies	\$ 250.00	\$ 133.35	\$ 500.00	\$ -	\$ -
6025	Printing & Copy Expense	\$ 250.00	\$ -	\$ 250.00	\$ -	\$ -
6055	Emergency Supplies	\$ -	\$ -	\$ -	\$ -	\$ 17,800.00
6100	Equipment Maintenance and Repair	\$ 1,000.00	\$ 6,120.51	\$ 10,000.00	\$ -	\$ -
6110	Vehicle/Truck Maintenance and Repair	\$ 5,000.00	\$ 899.29	\$ 10,000.00	\$ 691.32	\$ -
6113	Tire Repairs	\$ 1,500.00	\$ 812.00	\$ 1,500.00	\$ -	\$ -
6118	Radios & Radio Equipment	\$ 1,000.00	\$ 643.54	\$ 1,500.00	\$ 992.54	\$ -
6120	Gas & Oil	\$ 500.00	\$ 485.00	\$ 1,000.00	\$ -	\$ -
6135	Building & Street Signs	\$ 750.00	\$ 810.80	\$ 1,000.00	\$ -	\$ -
6660	Computer Hardware/Software	\$ 1,000.00	\$ 430.00	\$ 3,000.00	\$ -	\$ -
6695	Other Contractual Services	\$ 12,000.00	\$ 11,585.00	\$ -	\$ 14,180.00	\$ -
6696	Meals	\$ 1,000.00	\$ 764.34	\$ 1,750.00	\$ 732.28	\$ -
7040	Dues & Memberships	\$ 500.00	\$ -	\$ 1,000.00	\$ -	\$ -
	Operating Totals	\$ 29,750.00	\$ 26,757.61	\$ 95,183.65	\$ 16,596.14	\$ 17,800.00

City of Blue Island

Fund						
01	General Fund Expenditures					
Account Number	Account Description	FYE 18 Appropriation	FYE 18 Actual	FYE 19 Appropriation	FYE 19 Actual	FYE 20 Appropriation
425	Civil Service					
6620	Professional Consulting	\$ 1,000.00	\$ -	\$ 1,000.00	\$ -	\$ -
6623	Personnel and Hiring Exams	\$ 80,000.00	\$ 17,706.72	\$ 35,000.00	\$ 28,863.37	\$ 20,000.00
6640	Legal Fees	\$ 7,500.00	\$ -	\$ 7,500.00	\$ 277.50	\$ -
7061	Legal Notices	\$ 500.00	\$ 845.00	\$ 500.00	\$ 1,488.00	\$ 1,000.00
	Operating Totals	\$ 89,000.00	\$ 18,551.72	\$ 44,000.00	\$ 30,628.87	\$ 21,000.00

City of Blue Island

Fund						
01	General Fund Expenditures					
Account Number	Account Description	FYE 18 Appropriation	FYE 18 Actual	FYE 19 Appropriation	FYE 19 Actual	FYE 20 Appropriation
430	Public Works Department					
5100	Salaries - Full-Time					
	Public Works Superintendent (50/50 Fund 01/02)	\$ 36,350.00	\$ 36,349.56	\$ 37,012.00	\$ 37,011.19	\$ 45,000.00
	Public Works Full-Time (15) (50/50 Fund 01/02)	\$ 448,650.00	\$ 389,738.18	\$ 412,988.00	\$ 380,490.72	\$ 335,820.00
	Public Works Full-Time (3) (0/100 Fund 01/02)	\$ -	\$ -	\$ -	\$ -	\$ -
5200	Salaries - Part-Time					
	Public Works Part-Time (50/50 Fund 01/02)	\$ 10,000.00	\$ 6,618.08	\$ 11,000.00	\$ 15,982.53	\$ 7,500.00
5300	Salaries - Overtime	\$ 25,000.00	\$ 35,579.28	\$ 37,536.14	\$ 38,644.86	\$ 26,500.00
5400	Employer FICA	\$ 32,000.00	\$ 26,138.77	\$ 27,900.00	\$ 26,995.10	\$ 26,000.00
5450	Employer Medicare	\$ 7,300.00	\$ 6,112.78	\$ 6,525.00	\$ 6,313.31	\$ 6,000.00
5500	Employer IMRF	\$ 70,000.00	\$ 61,554.76	\$ 54,315.00	\$ 53,208.78	\$ 66,000.00
5610	Unemployment Insurance	\$ -	\$ -	\$ -	\$ -	\$ -
5800	Training	\$ 1,000.00	\$ 350.00	\$ 1,000.00	\$ -	\$ 1,000.00
5930	Tool Expense	\$ 1,000.00	\$ 695.57	\$ 1,000.00	\$ 435.77	\$ 1,000.00
6015	Office Supplies	\$ 350.00	\$ 418.80	\$ 500.00	\$ 353.92	\$ 500.00
6020	Postage & Shipping	\$ 200.00	\$ 25.03	\$ 200.00	\$ 8.35	\$ 200.00
6025	Printing & Copy Expense	\$ 600.00	\$ 211.00	\$ 600.00	\$ -	\$ 600.00
6030	Maintenance Supplies	\$ 18,000.00	\$ 9,954.14	\$ 15,000.00	\$ 6,515.44	\$ 15,000.00
6045	Concrete/Asphalt/Stone	\$ 45,000.00	\$ 13,325.49	\$ 45,000.00	\$ -	\$ 45,000.00
6100	Equipment Maintenance and Repair	\$ 15,000.00	\$ 7,373.50	\$ 15,000.00	\$ 11,787.43	\$ 15,000.00
6102	Equipment Maintenance Contracts	\$ 200.00	\$ -	\$ 200.00	\$ -	\$ 200.00
6103	Service Contracts	\$ 6,000.00	\$ 3,614.35	\$ 6,000.00	\$ 5,977.84	\$ 6,000.00
6104	Equipment Parts	\$ 10,000.00	\$ 13,269.31	\$ 3,000.00	\$ 3,837.78	\$ 5,000.00
6105	Building Maintenance and Repair	\$ 50,000.00	\$ 9,215.99	\$ 45,000.00	\$ 2,095.00	\$ 5,000.00
6107	Copier Lease	\$ -	\$ -	\$ -	\$ 774.88	\$ 2,257.00
6110	Vehicle/Truck Maintenance and Repair	\$ 10,000.00	\$ 6,974.50	\$ 10,000.00	\$ 10,698.39	\$ 10,000.00
6111	Vehicle/Trucks Parts	\$ 10,000.00	\$ 5,599.03	\$ 10,000.00	\$ 8,395.92	\$ 10,000.00
6113	Tire Repairs	\$ 1,500.00	\$ 2,196.44	\$ 2,000.00	\$ 5,045.21	\$ 5,000.00
6115	Equipment Rental	\$ 2,000.00	\$ -	\$ 2,000.00	\$ -	\$ 2,000.00
6118	Radios & Radio Equipment	\$ 1,500.00	\$ -	\$ 1,500.00	\$ -	\$ -
6120	Gas & Oil	\$ 40,000.00	\$ 48,706.37	\$ 45,000.00	\$ 44,737.33	\$ 45,000.00
6130	Small Equipment	\$ 5,000.00	\$ 359.99	\$ 5,000.00	\$ 561.87	\$ 5,000.00
6135	Building & Street Signs	\$ 12,000.00	\$ 7,051.55	\$ 20,000.00	\$ 4,143.20	\$ 10,000.00
6520	Natural Gas	\$ 500.00	\$ -	\$ 250.00	\$ -	\$ 250.00
6530	Electricity	\$ 260,000.00	\$ 296,713.91	\$ 260,000.00	\$ 262,761.57	\$ 265,000.00
6540	Internet Services	\$ 1,250.00	\$ 1,428.05	\$ 1,500.00	\$ 1,126.65	\$ 1,500.00
6541	TV Services	\$ 1,000.00	\$ 473.55	\$ 500.00	\$ 499.19	\$ 500.00
6625	Engineering	\$ 35,000.00	\$ -	\$ 35,000.00	\$ -	\$ 35,000.00
6648	Street Light Install and Repair	\$ 25,000.00	\$ 18,576.86	\$ 20,000.00	\$ 30,459.35	\$ 25,000.00
6649	Snow Removal	\$ -	\$ -	\$ -	\$ -	\$ -
6650	Maintenance Repair - Outside Contractors	\$ 500.00	\$ 268.45	\$ 4,000.00	\$ 3,998.61	\$ 4,000.00
6651	Traffic Signal Maintenance and Repair	\$ 25,000.00	\$ 28,459.79	\$ 25,000.00	\$ 25,285.83	\$ 25,000.00
6652	Parking Lot Maintenance	\$ 12,000.00	\$ 8,150.00	\$ 25,000.00	\$ 7,382.91	\$ 25,000.00
6654	Tree Program and Maintenance	\$ 65,000.00	\$ 40,440.00	\$ 65,000.00	\$ 32,340.00	\$ 50,000.00
6655	Garbage & Recycling	\$ 1,450,000.00	\$ 1,390,728.17	\$ 1,500,000.00	\$ 1,241,558.78	\$ 1,390,000.00
6656	Bulk Item Stickers	\$ 5,000.00	\$ -	\$ 400.00	\$ -	\$ -
6660	Computer Hardware/Software	\$ 2,000.00	\$ 265.60	\$ 2,000.00	\$ 42.50	\$ 500.00
6673	Forestry Expense	\$ 5,000.00	\$ 70.00	\$ 1,500.00	\$ 789.08	\$ 1,000.00
6695	Other Contractual Services	\$ -	\$ -	\$ 750.00	\$ 859.06	\$ 750.00
7010	Travel/Transpiration	\$ 100.00	\$ 3.00	\$ 100.00	\$ 8.00	\$ 50.00
7040	Dues & Memberships	\$ 150.00	\$ 100.00	\$ 150.00	\$ 100.00	\$ 150.00
7045	Employee/Office Services	\$ 700.00	\$ 540.99	\$ 700.00	\$ 615.29	\$ 700.00

City of Blue Island

Fund						
01	General Fund Expenditures					
Account Number	Account Description	FYE 18 Appropriation	FYE 18 Actual	FYE 19 Appropriation	FYE 19 Actual	FYE 20 Appropriation
430	Public Works Department					
7070	License & Fees	\$ 100.00	\$ -	\$ 100.00	\$ -	\$ -
7075	Meetings & Seminars	\$ 300.00	\$ -	\$ 750.00	\$ -	\$ -
7082	Grant Pass Through Expenditure	\$ 700,000.00	\$ -	\$ 700,000.00	\$ -	\$ -
7310	Salt	\$ 1,000.00	\$ -	\$ 500.00	\$ -	\$ -
7330	Street Resurfacing	\$ -	\$ -	\$ 213,000.00	\$ -	\$ 554,021.00
8030	Improvements - Building/Grounds	\$ 60,000.00	\$ -	\$ 60,000.00	\$ -	\$ -
8040	Machinery & Equipment	\$ 60,000.00	\$ 31,552.00	\$ 50,000.00	\$ -	\$ -
8050	Vehicles	\$ -	\$ -	\$ -	\$ -	\$ -
	Totals	\$ 3,568,250.00	\$ 2,509,202.84	\$ 3,781,476.14	\$ 2,271,841.64	\$ 3,074,998.00

City of Blue Island

Fund						
01	General Fund Expenditures					
Account Number	Account Description	FYE 18 Appropriation	FYE 18 Actual	FYE 19 Appropriation	FYE 19 Actual	FYE 20 Appropriation
450	Building Department					
5100	Salaries - Full-Time					
	Community Development Manager	\$ 30,675.00	\$ 30,674.74	\$ 70,185.00	\$ 70,184.12	\$ 73,542.00
	Building Official	\$ -	\$ -	\$ 1,468.00	\$ 1,467.55	\$ 66,000.00
	Building Department Secretary	\$ -	\$ -	\$ 31,656.00	\$ 31,655.32	\$ 35,180.00
	Inspectors (2)	\$ 79,325.00	\$ 83,977.33	\$ 140,417.00	\$ 95,719.43	\$ 43,846.00
5200	Salaries - Part-Time					
	Health Inspector	\$ -	\$ -	\$ -	\$ -	\$ 22,000.00
	Inspectors (4)	\$ 136,000.00	\$ 71,704.60	\$ 117,543.20	\$ 39,211.21	\$ 48,000.00
5300	Overtime Wages	\$ 1,000.00	\$ 3,950.27	\$ 5,000.00	\$ 960.26	\$ 3,200.00
5400	Employer FICA	\$ 15,000.00	\$ 10,927.74	\$ 22,398.69	\$ 14,387.34	\$ 18,100.00
5450	Employer Medicare	\$ 3,500.00	\$ 2,555.73	\$ 5,238.40	\$ 3,364.82	\$ 4,250.00
5500	Employer IMRF	\$ 26,000.00	\$ 20,664.06	\$ 43,605.19	\$ 24,748.48	\$ 42,400.00
5610	Unemployment	\$ 20,000.00	\$ 4,632.50	\$ -	\$ -	\$ 3,000.00
5700	Uniforms	\$ 600.00	\$ 594.75	\$ 600.00	\$ 594.75	\$ 600.00
5800	Training	\$ 2,500.00	\$ -	\$ 2,500.00	\$ 257.50	\$ 1,000.00
6015	Office Supplies	\$ 2,000.00	\$ 692.43	\$ 2,000.00	\$ 1,048.20	\$ 2,000.00
6020	Postage & Shipping	\$ 2,250.00	\$ 1,573.70	\$ 2,250.00	\$ 1,497.79	\$ 1,500.00
6025	Printing & Copy Expense	\$ 4,000.00	\$ 4,776.50	\$ 3,500.00	\$ 1,143.48	\$ 2,500.00
6102	Equipment Maintenance Contract	\$ 2,900.00	\$ -	\$ 2,900.00	\$ -	\$ -
6103	Service Contracts	\$ 6,500.00	\$ 7,263.35	\$ 7,000.00	\$ 1,479.99	\$ 1,500.00
6107	Copier Lease	\$ -	\$ -	\$ -	\$ 580.07	\$ 2,257.00
6110	Vehicle/Truck Maintenance and Repair	\$ 4,000.00	\$ 1,608.96	\$ 1,000.00	\$ 242.49	\$ 1,000.00
6111	Vehicle/Truck Parts	\$ 750.00	\$ 954.57	\$ 2,000.00	\$ 377.49	\$ 1,000.00
6113	Tire Repairs	\$ -	\$ -	\$ -	\$ -	\$ -
6120	Gas & Oil	\$ 2,500.00	\$ 3,060.19	\$ 2,500.00	\$ 3,002.28	\$ 3,000.00
6620	Professional Consulting	\$ 15,000.00	\$ 21,807.94	\$ 2,500.00	\$ 2,424.38	\$ 2,500.00
6625	Engineering	\$ 10,000.00	\$ -	\$ -	\$ -	\$ -
6650	Maintenance Repair - Outside Contractors	\$ -	\$ (325.00)	\$ -	\$ -	\$ -
6660	Computer Hardware/Software	\$ 1,000.00	\$ 229.48	\$ 1,000.00	\$ 42.50	\$ 200.00
6667	Elevator Inspection Expense	\$ 4,000.00	\$ 3,316.00	\$ 5,000.00	\$ 3,154.00	\$ 3,200.00
7010	Travel/Transportation	\$ 100.00	\$ -	\$ 250.00	\$ -	\$ 100.00
7035	Subscriptions/Publications	\$ 100.00	\$ -	\$ -	\$ 25.00	\$ -
7040	Dues & Memberships	\$ 500.00	\$ 370.00	\$ 1,000.00	\$ 338.00	\$ 400.00
7061	Legal Notices	\$ 1,000.00	\$ -	\$ -	\$ -	\$ 500.00
7075	Meetings & Seminars	\$ 1,000.00	\$ 200.00	\$ 2,000.00	\$ 238.00	\$ 250.00
7082	Grant Pass Through Expenditures	\$ -	\$ 65,225.00	\$ -	\$ 29,090.00	\$ -
	Totals	\$ 372,200.00	\$ 340,434.84	\$ 475,511.49	\$ 327,234.45	\$ 383,025.00

City of Blue Island

Fund						
01	General Fund Expenditures					
Account Number	Account Description	FYE 18 Appropriation	FYE 18 Actual	FYE 19 Appropriation	FYE 19 Actual	FYE 20 Appropriation
480	Risk Management					
5600	Medical Insurance Premiums	\$ 1,920,000.00	\$ 1,607,675.08	\$ 1,500,000.00	\$ 1,831,097.61	\$ 1,925,000.00
5605	Life Insurance Premiums	\$ 11,000.00	\$ 9,711.70	\$ 11,000.00	\$ 9,839.65	\$ 11,000.00
7020	Insurance - Buildings/Vehicles	\$ 85,000.00	\$ 49,604.00	\$ 70,000.00	\$ 50,503.00	\$ 70,000.00
7094	Settlement Payments	\$ -	\$ 74,845.00	\$ 300,000.00	\$ 1,561,598.71	\$ 500,000.00
7210	Legal - Personal Injury/Civil Rights Claims	\$ 600,000.00	\$ 434,179.04	\$ 500,000.00	\$ 409,202.70	\$ 410,000.00
7220	Auto/Property Damage	\$ 30,000.00	\$ 3,005.85	\$ 10,000.00	\$ 380.00	\$ 500.00
	Legal - Auto/Property Damage				\$ 1,942.50	\$ 2,000.00
7231	Legal - W/C Disability Claims	\$ 150,000.00	\$ 72,215.06	\$ 50,000.00	\$ 6,909.35	\$ 8,000.00
7240	Medical Liability Claims Expense	\$ 100,000.00	\$ 123,366.24	\$ 100,000.00	\$ 53,252.21	\$ 50,000.00
	Legal - Medical Liability Claims Expense				\$ 28,235.25	\$ 20,000.00
7250	Insurance Fees	\$ 40,000.00	\$ 34,609.13	\$ 40,000.00	\$ 13,035.64	\$ 20,000.00
7260	Accident Claims	\$ -	\$ 17,587.04	\$ 15,000.00	\$ 11,530.06	\$ 15,000.00
	Operating Totals	\$ 2,936,000.00	\$ 2,426,798.14	\$ 2,596,000.00	\$ 3,977,526.68	\$ 3,031,500.00

City of Blue Island

Fund						
01	General Fund Expenditures					
Account Number	Account Description	FYE 18 Appropriation	FYE 18 Actual	FYE 19 Appropriation	FYE 19 Actual	FYE 20 Appropriation
495	Marketing Department					
5100	Salaries - Full-Time	\$ 25,000.00	\$ 23,753.93	\$ 25,000.00	\$ 8,616.36	\$ -
5200	Salaries - Part-Time					
	Part-Time Hourly	\$ -	\$ 0.45	\$ -	\$ 21,773.66	\$ 22,000.00
5300	Salaries - Overtime	\$ -	\$ -	\$ -	\$ 65.90	\$ -
5400	Employer FICA	\$ 1,400.00	\$ 1,472.77	\$ 1,550.00	\$ 1,856.53	\$ 1,550.00
5450	Employer Medicare	\$ 400.00	\$ 344.46	\$ 362.50	\$ 434.15	\$ 350.00
5500	Employer IMRF	\$ 3,100.00	\$ 2,960.03	\$ 3,017.50	\$ 3,503.53	\$ 3,600.00
5920	Government Access Capital Improveme	\$ 15,000.00	\$ 117.44	\$ 15,000.00	\$ -	\$ -
6015	Office Supplies	\$ 500.00	\$ 397.55	\$ 500.00	\$ -	\$ -
6020	Postage & Shipping	\$ 100.00	\$ -	\$ 100.00	\$ -	\$ -
6025	Printing and Copy Expense	\$ 1,000.00	\$ 387.00	\$ 1,000.00	\$ -	\$ -
6620	Professional Consulting	\$ 40,000.00	\$ -	\$ -	\$ -	\$ -
6660	Computer Hardware/Software	\$ 750.00	\$ -	\$ 750.00	\$ -	\$ -
7060	Advertising and Marketing	\$ 25,000.00	\$ 2,062.50	\$ 10,000.00	\$ 15,544.21	\$ 10,000.00
7075	Meetings & Seminars	\$ 250.00	\$ -	\$ 250.00	\$ -	\$ -
7081	Community Promotions/Events	\$ 50,000.00	\$ 9,404.94	\$ 40,000.00	\$ 34,308.13	\$ 12,000.00
7082	Pass Through Grant Expenditures	\$ 500,000.00	\$ -	\$ 500,000.00	\$ -	\$ -
7083	Cal-Sag Trail East Segment	\$ 500,000.00	\$ 898,960.77	\$ 500,000.00	\$ 270,218.44	\$ -
7091	Census	\$ -	\$ -	\$ -	\$ -	\$ 10,000.00
7510	Grant Match	\$ 25,000.00	\$ -	\$ -	\$ -	\$ -
	Totals	\$ 1,187,500.00	\$ 939,861.84	\$ 1,097,530.00	\$ 356,320.91	\$ 59,500.00

City of Blue Island

Fund						
01	General Fund Expenditures					
Account Number	Account Description	FYE 18 Appropriation	FYE 18 Actual	FYE 19 Appropriation	FYE 19 Actual	FYE 20 Appropriation
497	Rec Center					
5100	Salaries - Full-Time					
	Rec Center Director	\$ 51,650.00	\$ 50,653.20	\$ 54,749.00	\$ 52,847.35	\$ 54,260.00
5200	Salaries - Part-Time					
	Part-Time Rec Center (2)	\$ 14,500.00	\$ 25,480.10	\$ 27,000.00	\$ 21,878.30	\$ 22,200.00
5300	Overtime Wages	\$ -	\$ 37.50	\$ -	\$ -	\$ -
5400	Employer FICA	\$ 4,100.00	\$ 4,542.92	\$ 5,068.44	\$ 4,405.49	\$ 4,800.00
5450	Employer Medicare	\$ 1,000.00	\$ 1,062.58	\$ 1,185.36	\$ 1,030.32	\$ 1,200.00
5500	Employer IMRF	\$ 7,100.00	\$ 6,873.52	\$ 6,608.20	\$ 7,776.92	\$ 10,920.00
5610	Unemployment	\$ -	\$ -	\$ -	\$ -	\$ -
6015	Office Supplies	\$ 1,000.00	\$ 618.64	\$ 1,000.00	\$ 452.60	\$ 1,000.00
6020	Postage & Shipping	\$ 500.00	\$ -	\$ 250.00	\$ -	\$ 250.00
6025	Printing and Copy Expense	\$ 3,000.00	\$ -	\$ 1,000.00	\$ 440.00	\$ 500.00
6030	Maintenance Supplies	\$ 2,000.00	\$ 1,998.59	\$ 2,000.00	\$ 2,606.73	\$ 2,000.00
6040	Operating Supplies	\$ 1,000.00	\$ 449.00	\$ 1,000.00	\$ 64.00	\$ 500.00
6100	Equipment Maintenance and Repair	\$ 1,000.00	\$ 106.91	\$ 500.00	\$ -	\$ 100.00
6103	Service Contracts	\$ 1,000.00	\$ 1,413.35	\$ 7,000.00	\$ 2,971.11	\$ 3,000.00
6105	Building Maintenance and Repair	\$ 2,000.00	\$ 916.21	\$ 1,000.00	\$ 325.00	\$ 500.00
6107	Copier Lease	\$ -	\$ -	\$ -	\$ 774.88	\$ 2,257.00
6130	Small Equipment	\$ 10,000.00	\$ 6,106.79	\$ 8,500.00	\$ 1,634.95	\$ 250.00
6510	Telephone	\$ 3,000.00	\$ 2,321.80	\$ 2,500.00	\$ 1,934.21	\$ 2,000.00
6540	Internet Services	\$ 1,200.00	\$ 1,828.05	\$ 2,200.00	\$ 1,368.35	\$ 1,500.00
6541	Cable TV	\$ -	\$ -	\$ 1,200.00	\$ 406.89	\$ 500.00
6650	Maintenance and Repair Outside Contracto	\$ 1,000.00	\$ 1,687.00	\$ 4,000.00	\$ 1,190.00	\$ 2,000.00
6695	Other Contractual Services	\$ -	\$ -	\$ 3,200.00	\$ 894.06	\$ 1,000.00
7030	Leasing Rental	\$ 4,000.00	\$ 2,529.03	\$ 2,500.00	\$ 413.25	\$ 500.00
7045	Employee Office Services	\$ 500.00	\$ 226.71	\$ 250.00	\$ 414.11	\$ 250.00
7075	Meetings & Seminars	\$ -	\$ -	\$ 500.00	\$ -	\$ -
7081	Community Promotions	\$ 5,000.00	\$ 1,037.19	\$ 1,000.00	\$ 1,831.28	\$ 11,000.00
	Operating Totals	\$ 114,550.00	\$ 109,889.09	\$ 134,211.00	\$ 105,659.80	\$ 122,487.00

City of Blue Island

Fund						
02	Water Fund Expenditures					
Account Number	Account Description	FYE 18 Appropriation	FYE 18 Actual	FYE 19 Appropriation	FYE 19 Actual	FYE 20 Appropriation
520	Water Department					
5100	Salaries - Full-Time					
	Water Superintendent	\$ 51,647.00	\$ 51,646.40	\$ 52,614.00	\$ 52,613.15	\$ 54,260.00
	Water Operators and Clerks (7)	\$ 390,214.00	\$ 358,394.86	\$ 379,910.75	\$ 329,802.07	\$ 273,100.00
	Finance Director (75/25 Fund 01/02 2019,2020)	\$ -	\$ -	\$ 19,822.00	\$ 17,537.93	\$ 17,568.00
	Accountant (75/25 Fund 01/02 2019)	\$ -	\$ -	\$ -	\$ 11,010.07	\$ -
	City Clerk (70/30 Fund 01/02)	\$ 17,150.00	\$ 17,149.99	\$ 20,580.00	\$ 20,580.00	\$ 20,580.00
	Deputy Clerk (50/50 Fund 01/02)	\$ 20,644.00	\$ 20,644.02	\$ 21,135.00	\$ 21,134.08	\$ 21,692.00
	Project Coordinator (90/10 Fund 01/02)	\$ -	\$ -	\$ 4,666.00	\$ 4,665.35	\$ 5,430.00
	Public Works Superintendent (50/50 Fund 01/02)	\$ 36,350.00	\$ 36,349.56	\$ 37,012.00	\$ 37,011.19	\$ 45,000.00
	Public Works Full-Time (15) (50/50 Fund 01/02)	\$ 448,650.00	\$ 389,738.18	\$ 412,988.00	\$ 380,490.72	\$ 335,820.00
	Public Works Full-Time (3) (0/100 Fund 01/02)	\$ -	\$ -	\$ -	\$ -	\$ 139,700.00
	Building Department Secretary	\$ 25,345.00	\$ 25,345.00	\$ -	\$ -	\$ -
5200	Salaries - Part-Time					
	Public Works Part-Time (50/50 Fund 01/02)	\$ 7,000.00	\$ 734.50	\$ 7,500.00	\$ 8,175.73	\$ 7,500.00
5300	Salaries - Overtime	\$ 50,000.00	\$ 83,966.93	\$ 88,585.11	\$ 84,545.75	\$ 75,000.00
5400	Employer FICA	\$ 68,000.00	\$ 56,284.94	\$ 64,778.40	\$ 56,124.84	\$ 61,000.00
5450	Employer Medicare	\$ 16,000.00	\$ 13,163.94	\$ 15,149.79	\$ 13,126.17	\$ 14,350.00
5500	Employer IMRF	\$ 140,000.00	\$ 143,842.11	\$ 125,203.66	\$ 110,812.00	\$ 161,000.00
5540	Depreciation Expense	\$ -	\$ -	\$ -	\$ -	\$ -
5600	Medical Insurance Premiums	\$ 315,000.00	\$ 286,387.42	\$ 315,000.00	\$ 281,555.77	\$ 315,000.00
5605	Life Insurance	\$ 1,200.00	\$ 995.30	\$ 1,200.00	\$ 834.15	\$ 1,200.00
5610	Unemployment	\$ 4,000.00	\$ -	\$ -	\$ -	\$ -
5800	Training	\$ 2,000.00	\$ -	\$ 2,000.00	\$ -	\$ 1,000.00
6015	Office Supplies	\$ 1,500.00	\$ 1,718.55	\$ 1,750.00	\$ 1,345.91	\$ 1,750.00
6020	Postage & Shipping	\$ 30,000.00	\$ 15,100.04	\$ 30,000.00	\$ 27,813.41	\$ 30,000.00
6025	Printing & Copy Expense	\$ 5,000.00	\$ 2,736.50	\$ 4,000.00	\$ 2,641.84	\$ 4,000.00
6030	Maintenance Supplies	\$ 40,000.00	\$ 26,293.38	\$ 40,000.00	\$ 17,294.20	\$ 25,000.00
6045	Concrete/Asphalt/Stone	\$ 30,000.00	\$ 20,920.62	\$ 30,000.00	\$ 25,457.87	\$ 30,000.00
6100	Equipment Maintenance	\$ 5,000.00	\$ 1,718.83	\$ 5,000.00	\$ 1,041.85	\$ 5,000.00
6102	Equipment Maintenance Contracts	\$ 2,900.00	\$ 1,785.00	\$ 2,000.00	\$ -	\$ 2,000.00
6103	Service Contracts	\$ 40,000.00	\$ 26,529.30	\$ 25,000.00	\$ 29,104.12	\$ 30,000.00
6104	Equipment Parts	\$ -	\$ 963.07	\$ 1,000.00	\$ 396.68	\$ 1,000.00
6105	Building Maintenance and Repairs	\$ 2,000.00	\$ 1,508.98	\$ 2,000.00	\$ 560.00	\$ 2,000.00
6107	Copier Lease	\$ -	\$ -	\$ -	\$ 774.88	\$ 2,257.00
6110	Vehicle/Truck Maintenance and Repairs	\$ 5,000.00	\$ 2,418.62	\$ 5,000.00	\$ 375.00	\$ 5,000.00
6111	Vehicle/Truck Parts	\$ 2,500.00	\$ 2,540.38	\$ 2,500.00	\$ 2,192.71	\$ 2,500.00
6113	Tire Repairs	\$ 500.00	\$ 140.00	\$ 500.00	\$ 478.50	\$ 500.00
6118	Radios & Radio Equipment	\$ 500.00	\$ -	\$ 500.00	\$ -	\$ 500.00
6120	Gas & Oil	\$ 14,000.00	\$ 15,623.76	\$ 14,000.00	\$ 14,652.68	\$ 15,000.00
6130	Small Equipment	\$ 8,500.00	\$ 1,318.93	\$ 8,500.00	\$ 869.47	\$ 5,000.00
6260	Fire Hydrants	\$ 25,000.00	\$ 12,641.28	\$ 30,000.00	\$ 13,342.89	\$ 20,000.00
6310	Water From Chicago	\$ 3,300,000.00	\$ 2,499,490.65	\$ 3,300,000.00	\$ 2,645,558.06	\$ 3,300,000.00
6320	Water Meters	\$ 65,000.00	\$ 25,220.79	\$ 65,000.00	\$ 17,144.88	\$ 40,000.00
6520	Natural Gas	\$ 1,000.00	\$ 745.96	\$ 1,000.00	\$ 390.69	\$ 1,000.00
6530	Electricity	\$ 40,000.00	\$ 54,534.28	\$ 50,000.00	\$ 36,522.11	\$ 50,000.00
6540	Internet Services	\$ 5,500.00	\$ 8,610.86	\$ 8,000.00	\$ 6,173.00	\$ 8,000.00
6610	Audit Fees	\$ 6,000.00	\$ -	\$ 6,000.00	\$ -	\$ 6,000.00
6620	Professional Consulting	\$ 5,000.00	\$ 6,998.33	\$ 5,000.00	\$ 878.75	\$ 5,000.00
6625	Engineering	\$ 70,000.00	\$ 326,494.90	\$ 200,000.00	\$ 179,122.64	\$ 200,000.00
6650	Maintenance Repair - Outside Contractors	\$ 798,000.00	\$ 171,202.98	\$ 798,000.00	\$ 96,614.50	\$ 426,193.00
6660	Computer Hardware/Software	\$ 53,000.00	\$ 2,363.49	\$ 53,000.00	\$ 1,758.45	\$ 3,000.00
6670	Water Billing Expense	\$ 35,000.00	\$ 32,874.51	\$ 25,000.00	\$ 32,690.48	\$ 33,000.00

City of Blue Island

Fund						
02	Water Fund Expenditures					
Account Number	Account Description	FYE 18 Appropriation	FYE 18 Actual	FYE 19 Appropriation	FYE 19 Actual	FYE 20 Appropriation
520	Water Department					
6695	Other Contractual Service	\$ 7,500.00	\$ 11,348.50	\$ 10,000.00	\$ 10,820.43	\$ 10,000.00
7010	Travel/Transportation	\$ 50.00	\$ -	\$ 50.00	\$ -	\$ 50.00
7030	Rental & Leasing Fees	\$ 200,000.00	\$ 1,571.64	\$ -	\$ 1,159.14	\$ 1,200.00
7031	Safety Equipment and Supplies	\$ 4,000.00	\$ 2,814.18	\$ 3,000.00	\$ 1,712.41	\$ 3,000.00
7035	Subscriptions/Publications	\$ 1,000.00	\$ -	\$ 500.00	\$ -	\$ 500.00
7040	Dues & Memberships	\$ 600.00	\$ 429.00	\$ 600.00	\$ 301.00	\$ 600.00
7045	Employee/Office Services	\$ 500.00	\$ -	\$ 500.00	\$ -	\$ 500.00
7061	Legal Notices	\$ -	\$ 170.82	\$ 500.00	\$ 529.98	\$ 500.00
7070	License & Fees	\$ 6,000.00	\$ 5,000.00	\$ 6,000.00	\$ 5,000.00	\$ 5,000.00
7075	Meetings & Seminar	\$ 250.00	\$ -	\$ 250.00	\$ -	\$ 250.00
7082	Pass Through Grant Expenditures	\$ 1,000,000.00	\$ -	\$ 1,000,000.00	\$ -	\$ -
7091	Service Charge/Bank Fees	\$ 22,000.00	\$ 8,547.93	\$ 22,000.00	\$ 26,588.83	\$ 22,000.00
7110	Bond and IEPA Loan Interest	\$ 117,500.00	\$ 117,470.07	\$ 117,500.00	\$ 99,727.52	\$ 75,000.00
7120	Bond and IEPA Loan Principal	\$ 375,000.00	\$ 83,666.85	\$ 375,000.00	\$ 367,355.83	\$ 375,000.00
7190	Agent/Trust Fees	\$ 500.00	\$ 600.00	\$ 500.00	\$ 200.00	\$ 500.00
8040	Machinery & Equipment	\$ 195,000.00	\$ -	\$ 90,000.00	\$ -	\$ 120,000.00
8050	Vehicles	\$ 105,000.00	\$ 92,621.95	\$ 135,000.00	\$ 92,621.95	\$ 50,000.00
8070	IGIG Grant Fund Expenses	\$ -	\$ 1,443,542.13	\$ -	\$ 43,373.10	\$ -
9900	Contingency	\$ -	\$ -	\$ -	\$ -	\$ -
Totals		\$ 8,219,000.00	\$ 6,514,920.21	\$ 8,042,294.71	\$ 5,234,604.73	\$ 6,467,000.00

City of Blue Island

Fund						
04	Business District Fund Expenditures					
Account Number	Account Description	FYE 18 Appropriation	FYE 18 Actual	FYE 19 Appropriation	FYE 19 Actual	FYE 20 Appropriation
400	Business District					
6515	Facade Grant Improvement	\$ 50,000.00	\$ -	\$ 50,000.00	\$ 17,461.89	\$ 25,000.00
6620	Professional Consulting	\$ 10,000.00	\$ -	\$ 10,000.00	\$ 23,800.00	\$ -
6625	Engineering	\$ 100,000.00	\$ 4,457.69	\$ 100,000.00	\$ 1,500.75	\$ -
6650	Sales Tax Rebate	\$ 50,000.00	\$ 79,882.24	\$ 80,000.00	\$ 50,980.65	\$ 80,000.00
6653	Lot/Property Maintenance	\$ 5,000.00	\$ -	\$ 5,000.00	\$ 14,175.12	\$ 15,000.00
7085	Facade Grant Program	\$ -	\$ 10,000.00	\$ -	\$ -	\$ -
8350	Streetscape	\$ 600,000.00	\$ -	\$ 750,000.00	\$ 14,237.00	\$ 555,000.00
9900	Contingency	\$ -	\$ -	\$ -	\$ -	\$ -
	Operating Totals	\$ 815,000.00	\$ 94,339.93	\$ 995,000.00	\$ 122,155.41	\$ 675,000.00

City of Blue Island

Fund						
05	Golf Course Fund Expenditures					
Account Number	Account Description	FYE 18 Appropriation	FYE 18 Actual	FYE 19 Appropriation	FYE 19 Actual	FYE 20 Appropriation
550	Golf Course					
5100	Salaries - Full-Time					
	Course Manager	\$ 48,000.00	\$ 48,070.16	\$ 50,965.00	\$ 49,527.50	\$ 50,430.00
	Assistant Manager	\$ 37,814.00	\$ 37,884.65	\$ 40,147.10	\$ 39,017.56	\$ 39,728.00
5200	Salaries - Part-Time					
	Part-Time Hourly (26)	\$ 120,000.00	\$ 110,561.31	\$ 117,194.99	\$ 104,725.52	\$ 106,000.00
5300	Salaries - Overtime	\$ 500.00	\$ -	\$ 500.00	\$ -	\$ -
5400	Employer FICA	\$ 10,300.00	\$ 11,959.92	\$ 12,915.04	\$ 11,640.09	\$ 12,200.00
5450	Employer Medicare	\$ 2,400.00	\$ 2,797.05	\$ 3,020.45	\$ 2,722.30	\$ 2,900.00
5500	Employer IMRF	\$ 13,100.00	\$ 13,655.49	\$ 25,142.67	\$ 15,322.85	\$ 21,300.00
5600	Medical Insurance Premiums	\$ 15,000.00	\$ 14,679.50	\$ 15,000.00	\$ 17,347.20	\$ 20,000.00
5605	Life Insurance	\$ 250.00	\$ 199.20	\$ 250.00	\$ 199.20	\$ 250.00
5610	Unemployment	\$ 1,000.00	\$ -	\$ -	\$ -	\$ -
5700	Uniforms	\$ 2,000.00	\$ 1,995.44	\$ 2,000.00	\$ -	\$ 500.00
5800	Training	\$ 750.00	\$ -	\$ 750.00	\$ -	\$ 750.00
5925	Meadows Community Events	\$ 1,000.00	\$ 210.00	\$ 500.00	\$ 403.00	\$ 500.00
6015	Office Supplies	\$ 500.00	\$ 419.13	\$ 750.00	\$ 333.42	\$ 750.00
6020	Postage & Shipping	\$ 200.00	\$ 20.04	\$ 200.00	\$ 13.22	\$ 200.00
6025	Printing & Copy Expense	\$ 500.00	\$ -	\$ 500.00	\$ -	\$ 500.00
6030	Maintenance Supplies	\$ 3,500.00	\$ 2,169.20	\$ 3,500.00	\$ 1,666.12	\$ 2,500.00
6040	Operating Supplies	\$ 7,500.00	\$ 4,340.43	\$ 7,500.00	\$ 6,904.84	\$ 7,500.00
6100	Equipment Maintenance	\$ 3,500.00	\$ 1,259.25	\$ 3,500.00	\$ 735.00	\$ 3,500.00
6102	Equipment Maintenance Contract	\$ 1,200.00	\$ -	\$ -	\$ -	\$ -
6103	Service Contracts	\$ 3,750.00	\$ 3,284.35	\$ 3,750.00	\$ 3,497.91	\$ 3,750.00
6105	Building Maintenance and Repair	\$ 12,000.00	\$ 1,984.84	\$ 10,000.00	\$ 2,059.29	\$ 5,000.00
6107	Copier Lease	\$ -	\$ -	\$ -	\$ 774.88	\$ 2,257.00
6110	Vehicle/Truck Maintenance and Repair	\$ 300.00	\$ 280.17	\$ 1,000.00	\$ 919.81	\$ 1,000.00
6111	Vehicle/Truck Parts	\$ 2,000.00	\$ 336.98	\$ 1,000.00	\$ 206.93	\$ 1,000.00
6120	Gas & Oil	\$ 20,000.00	\$ 25,163.68	\$ 20,000.00	\$ 20,463.73	\$ 22,000.00
6130	Small Equipment	\$ 2,000.00	\$ -	\$ 1,500.00	\$ -	\$ 1,500.00
6330	Pro Shop Merchandise	\$ 17,500.00	\$ 13,908.96	\$ 25,000.00	\$ 13,811.20	\$ 15,000.00
6340	Food For Resale	\$ 50,000.00	\$ 31,560.67	\$ 50,000.00	\$ 34,674.37	\$ 50,000.00
6350	Alcohol - Bar Service	\$ 65,000.00	\$ 29,888.61	\$ 50,000.00	\$ 66,176.33	\$ 65,000.00
6355	Beverages for Resale	\$ 6,000.00	\$ -	\$ 15,000.00	\$ -	\$ 7,000.00
6360	Bar Miscellaneous	\$ 3,000.00	\$ 2,201.60	\$ 5,000.00	\$ 2,163.90	\$ 3,000.00
6370	ATM	\$ (1,750.00)	\$ -	\$ -	\$ -	\$ -
6510	Telephone	\$ 3,000.00	\$ 3,972.14	\$ 3,500.00	\$ 5,322.86	\$ 5,000.00
6520	Natural Gas	\$ 1,300.00	\$ 1,512.60	\$ 1,500.00	\$ 1,375.52	\$ 1,500.00
6521	Water	\$ 65,000.00	\$ -	\$ 80,000.00	\$ -	\$ 40,000.00
6530	Electricity	\$ 22,000.00	\$ 26,565.62	\$ 24,000.00	\$ 16,740.69	\$ 24,000.00
6540	Internet Services	\$ 2,000.00	\$ 1,948.05	\$ 3,000.00	\$ 1,668.35	\$ 2,000.00
6541	TV Services	\$ 600.00	\$ 590.84	\$ 1,000.00	\$ 463.99	\$ 500.00
6610	Audit	\$ -	\$ -	\$ -	\$ -	\$ -
6620	Professional Consulting	\$ 300.00	\$ 942.09	\$ 2,000.00	\$ -	\$ 500.00
6650	Maintenance Repair - Outside Contractors	\$ 10,000.00	\$ -	\$ 5,000.00	\$ -	\$ 3,000.00
6652	Parking Lot Maintenance	\$ 15,000.00	\$ -	\$ -	\$ -	\$ 500.00
6660	Computer Hardware/Software	\$ 1,000.00	\$ 1,205.04	\$ 2,000.00	\$ 21.25	\$ 500.00
6675	Servicescape	\$ 362,000.00	\$ 380,002.68	\$ 365,000.00	\$ 331,083.93	\$ 365,000.00
6695	Other Contractual Services	\$ -	\$ -	\$ 1,500.00	\$ 1,576.12	\$ 1,500.00

City of Blue Island

Fund						
05	Golf Course Fund Expenditures					
Account Number	Account Description	FYE 18 Appropriation	FYE 18 Actual	FYE 19 Appropriation	FYE 19 Actual	FYE 20 Appropriation
550	Golf Course					
7020	Insurance	\$ 2,000.00	\$ -	\$ 2,000.00	\$ -	\$ 2,000.00
7030	Rentals & Leasing Fees	\$ 75,000.00	\$ 60,584.47	\$ 75,000.00	\$ 54,467.75	\$ 60,000.00
7040	Dues & Memberships	\$ 500.00	\$ 340.00	\$ 500.00	\$ 150.00	\$ 250.00
7045	Employee/Office Services	\$ 400.00	\$ 434.10	\$ 400.00	\$ 441.19	\$ 400.00
7070	Licenses & Fees	\$ 1,000.00	\$ 829.50	\$ 1,000.00	\$ 102.25	\$ 1,000.00
7082	Pass Through Grant Expenditures	\$ 225,000.00	\$ -	\$ -	\$ -	\$ -
7091	Service Charge/Bank Fees	\$ 12,500.00	\$ 11,582.72	\$ 10,000.00	\$ -	\$ 10,000.00
8030	Improvements - Building and Ground	\$ 30,000.00	\$ -	\$ 30,000.00	\$ -	\$ -
8040	Machinery & Equipment	\$ 3,500.00	\$ -	\$ -	\$ -	\$ -
	Totals	\$ 1,280,914.00	\$ 849,340.48	\$ 1,073,985.24	\$ 808,720.07	\$ 963,665.00

City of Blue Island

Fund						
06	MFT Fund Expenditures					
Account Number	Account Description	FYE 18 Appropriation	FYE 18 Actual	FYE 19 Appropriation	FYE 19 Actual	FYE 20 Appropriation
600	MFT					
6045	Concrete/Asphalt/Stone	\$ 1,000.00	\$ 483.14	\$ 1,000.00	\$ -	\$ 1,000.00
6625	Engineering	\$ 4,000.00	\$ 4,373.68	\$ 6,000.00	\$ 4,278.25	\$ 6,000.00
6651	Traffic Signal Maintenance and Repair	\$ 2,000.00	\$ -	\$ 2,000.00	\$ -	\$ 2,000.00
7310	Salt	\$ 150,000.00	\$ 96,834.28	\$ 150,000.00	\$ 96,250.28	\$ 150,000.00
7315	General Maintenance	\$ 583,000.00	\$ 321,232.88	\$ 583,000.00	\$ -	\$ 150,000.00
7330	Street Resurfacing and Repair	\$ 193,000.00	\$ 24,010.19	\$ 25,000.00	\$ 35,407.04	\$ 271,000.00
8500	Operating Transfer Out - General Fund	\$ -	\$ -	\$ -	\$ 391,153.72	\$ 450,000.00
	Totals	\$ 933,000.00	\$ 446,934.17	\$ 767,000.00	\$ 527,089.29	\$ 1,030,000.00

City of Blue Island

Fund						
07/08	Pension Fund Expenditures					
Account Number	Account Description	FYE 18 Appropriation	FYE 18 Actual	FYE 19 Appropriation	FYE 19 Actual	FYE 20 Appropriation
700	POLICE PENSION					
5510	Pension Payment - Police Real Estate Taxes	\$ 1,994,401.00	\$ 1,735,803.19	\$ 2,054,233.03	\$ 1,932,070.45	\$ 2,436,772.00
5515	Police Pension Payment - PPRT	\$ 31,000.00	\$ 31,864.88	\$ 40,279.07	\$ 30,250.37	\$ 35,000.00
	Totals	\$ 2,025,401.00	\$ 1,767,668.07	\$ 2,094,512.10	\$ 1,962,320.82	\$ 2,471,772.00

Account Number	Account Description	FYE 18 Appropriation	FYE 18 Actual	FYE 19 Appropriation	FYE 19 Actual	FYE 20 Appropriation
800	FIRE PENSION					
5520	Pension Payment - Fire Real Estate Taxes	\$ 1,223,468.00	\$ 1,069,434.26	\$ 1,223,468.00	\$ 1,364,208.76	\$ 1,540,465.00
5525	Fire Pension Payment - PPRT	\$ 23,000.00	\$ 21,906.18	\$ 28,500.00	\$ 21,627.01	\$ 25,000.00
	Totals	\$ 1,246,468.00	\$ 1,091,340.44	\$ 1,251,968.00	\$ 1,385,835.77	\$ 1,565,465.00

City of Blue Island

Fund						
14	Community Development Fund Expenditures					
Account Number	Account Description			FYE 19 Appropriation	FYE 19 Actual	FYE 20 Appropriation
1400	Community Development					
6625	Engineering			\$ -	\$ -	\$ -
6650	Maintenance Repair - Outside Contractors			\$ -	\$ -	\$ 280,000.00
	Totals			\$ -	\$ -	\$ 280,000.00

City of Blue Island

Fund						
18	TIF 2 Fund Expenditures					
Account Number	Account Description			FYE 19 Appropriation	FYE 19 Actual	FYE 20 Appropriation
1800	TIF 2					
6610	Audit Fees			\$ -	\$ -	\$ 1,000.00
6620	Professional Consulting			\$ -	\$ 105.00	\$ 2,000.00
6625	Engineering			\$ -	\$ 239,627.60	\$ 2,000.00
6640	Legal Fees			\$ -	\$ -	\$ -
7010	Travel/Transportation			\$ -	\$ -	\$ -
7040	Dues & Memberships			\$ -	\$ 550.00	\$ 600.00
7061	Legal Notices			\$ -	\$ 167.90	\$ 200.00
7080	Special Projects			\$ -	\$ -	\$ 300,000.00
7200	Tif 2 Surplus Rebate Expense			\$ -	\$ 150,000.00	\$ 150,000.00
8500	Operating Transfers Out			\$ -	\$ -	\$ -
9900	Contingency			\$ -	\$ -	\$ 247,200.00
Totals				\$ -	\$ 390,450.50	\$ 703,000.00

Fund						
21	TIF 4 Fund Expenditures					
Account Number	Account Description			FYE 19 Appropriation	FYE 19 Actual	FYE 20 Appropriation
2100	TIF 4					
6045	Concrete/Stone/Asphalt			\$ -	\$ -	\$ -
6610	Audit Fees			\$ -	\$ -	\$ 1,000.00
6620	Professional Consulting			\$ -	\$ 52.50	\$ 2,000.00
6625	Engineering			\$ -	\$ 654.98	\$ 1,000.00
6640	Legal Fees			\$ -	\$ -	\$ -
6647	Street & Alley Maint/Rpr			\$ -	\$ -	\$ 9,000.00
9900	Contingency			\$ -	\$ -	\$ 32,200.00
Totals				\$ -	\$ 707.48	\$ 45,200.00

Fund						
22	TIF 5 Fund Expenditures					
Account Number	Account Description			FYE 19 Appropriation	FYE 19 Actual	FYE 20 Appropriation
2200	TIF 5					
6610	Audit Fees			\$ -	\$ -	\$ 1,000.00
6620	Professional Consulting			\$ -	\$ 52.50	\$ 500.00
6625	Engineering			\$ -	\$ 297,568.12	\$ 500,000.00
6640	Legal Fees			\$ -	\$ -	\$ -
6641	Bridge Improvemnt/Maintnc			\$ -	\$ -	\$ 200,000.00
6650	Maint/Repr-Outside Contrc			\$ -	\$ 4,551.89	\$ 25,000.00
7061	Legal Notices			\$ -	\$ -	\$ 500.00
7080	Special Projects			\$ -	\$ -	\$ 200,000.00
9900	Contingency			\$ -	\$ -	\$ 423,300.00
Totals				\$ -	\$ 302,172.51	\$ 1,350,300.00

City of Blue Island

Fund						
23	TIF 6 Fund Expenditures					
Account Number	Account Description			FYE 19 Appropriation	FYE 19 Actual	FYE 20 Appropriation
2300	TIF 6					
6610	Audit Fees			\$ -	\$ -	\$ 1,000.00
6620	Professional Consulting			\$ -	\$ 52.50	\$ 1,000.00
6625	Engineering			\$ -	\$ -	\$ 5,000.00
6640	Legal Fees			\$ -	\$ -	\$ -
6650	Maint/Repr-Outside Contrc			\$ -	\$ 29,226.04	\$ 20,000.00
7200	Property Tax Agreement			\$ -	\$ 100,000.00	\$ 100,000.00
9900	Contingency			\$ -	\$ -	\$ 18,100.00
	Totals			\$ -	\$ 129,278.54	\$ 145,100.00

Fund						
24	TIF 7 Fund Expenditures					
Account Number	Account Description			FYE 19 Appropriation	FYE 19 Actual	FYE 20 Appropriation
2400	TIF 7					
6610	Audit Fees			\$ -	\$ -	\$ 1,000.00
6620	Professional Consulting			\$ -	\$ -	\$ 1,000.00
6625	Engineering			\$ -	\$ 1,198.37	\$ -
6640	Legal Fees			\$ -	\$ -	\$ -
6650	Maint/Repr-Outside Contrc			\$ -	\$ -	\$ -
9900	Contingency			\$ -	\$ -	\$ 23,000.00
	Totals			\$ -	\$ 1,198.37	\$ 25,000.00

City of Blue Island

Fund						
38	Debt Service Fund Expenditures					
Account Number	Account Description	FYE 18 Appropriation	FYE 18 Actual	FYE 19 Appropriation	FYE 19 Actual	FYE 20 Appropriation
	Debt Service					
7110	Bond Interest	\$ 49,000.00	\$ 27,008.28	\$ 35,000.00	\$ 32,131.26	\$ 72,572.00
7120	Bond Principal	\$ 227,000.00	\$ 226,607.82	\$ 227,000.00	\$ 175,159.33	\$ 413,819.00
	Totals	\$ 276,000.00	\$ 253,616.10	\$ 262,000.00	\$ 207,290.59	\$ 486,391.00

City of Blue Island

Fund				
Library	Library Fund Expenditures			
	Account Description	FYE 19 Appropriation	FYE 19 Actual	FYE 20 Appropriation
	PUBLIC LIBRARY			
	Salaries - Library Staff			
	Salaries - Maintenance Staff	\$ 857,700.00	\$ 836,887.00	\$ 860,000.00
	Employer FICA			
	Employer Medicare/SUTA	\$ 68,000.00	\$ 61,428.00	\$ 70,000.00
	Employer IMRF	\$ 102,700.00	\$ 97,323.00	\$ 106,000.00
	Medical Insurance	\$ 83,100.00	\$ 73,057.00	\$ 80,000.00
	Office Supplies	\$ 6,000.00	\$ 6,732.00	\$ 10,000.00
	Postage	\$ 300.00	\$ 127.00	\$ 1,100.00
	Printing	\$ 700.00	\$ 393.00	\$ 9,000.00
	Maintenance Supplies	\$ 3,700.00	\$ 4,086.00	\$ 5,200.00
	Operating/Library Supplies	\$ 3,000.00	\$ 4,362.00	\$ 6,300.00
	Professional Consulting	\$ 6,500.00	\$ 6,555.00	\$ 8,000.00
	Legal/Professional Fees	\$ 7,600.00	\$ 6,325.00	\$ 7,100.00
	Property/Liability Insurance	\$ 16,050.00	\$ 15,697.00	\$ 17,200.00
	Leases and Rentals	\$ 25,000.00	\$ 27,887.00	\$ 30,000.00
	Advertising/Outreach	\$ 700.00	\$ 374.00	\$ 8,000.00
	Training, Conference and Dues	\$ 6,700.00	\$ 4,566.00	\$ 9,000.00
	Library Equipment	\$ 14,500.00	\$ 13,501.00	\$ 13,500.00
	Building Maintenance	\$ 15,000.00	\$ 32,006.00	\$ 46,532.00
	Book Purchasing and Processing	\$ 50,000.00	\$ 34,396.00	\$ 45,000.00
	Periodicals Subscriptions	\$ 8,300.00	\$ 6,699.00	\$ 8,000.00
	Audio-Visual Materials	\$ 10,000.00	\$ 7,792.00	\$ 12,000.00
	Online Resources	\$ 10,500.00	\$ 4,353.00	\$ 11,000.00
	Programming	\$ 8,800.00	\$ 7,695.00	\$ 18,000.00
	Computer Services/Equipment	\$ 28,000.00	\$ 29,557.00	\$ 30,600.00
	Utilities	\$ 10,800.00	\$ 3,433.00	\$ 8,500.00
	Telecommunications	\$ 6,000.00	\$ 5,231.00	\$ 9,500.00
	Finance/Bank Charges	\$ 150.00	\$ 58.00	\$ 1,000.00
	Shipping, Handling and Delivery	\$ 600.00	\$ 127.00	\$ 1,500.00
	Remodeling and Repair	\$ 43,000.00	\$ 72,000.00	\$ 40,000.00
	Totals	\$ 1,393,400.00	\$ 1,362,647.00	\$ 1,472,032.00

Chicago Tribune

Printed: 3/12/2020 8:48:17 AM

Page 1 of 2

Order ID: 6632564

* Agency Commission not included

GROSS PRICE * : **\$63.00**

PACKAGE NAME: IL Govt Legal Daily Southtown

Order ID: 6632564

* Agency Commission not included

GROSS PRICE * : \$63.00

PACKAGE NAME: IL Govt Legal Daily Southtown

Product(s): SubTrib_Daily Southtown, Publicnotices.com

AdSize(s): 1 Column

Run Date(s): Friday, March 13, 2020

Color Spec. B/W

Preview

**LEGAL NOTICE NOTICE OF
PUBLIC HEARING ON ANNUAL
APPROPRIATION ORDINANCE
CITY OF BLUE ISLAND,
COOK COUNTY, ILLINOIS**

PUBLIC NOTICE is hereby given that a public hearing will be held on Monday, March 24, 2020, at 6:30 p.m., in the Blue Island City Council Chambers, located at 2434 West Vermont Street, Blue Island, Illinois, 60406, to consider the City's annual appropriation ordinance for the fiscal year beginning January 1, 2020 and ending December 31, 2020.

YOU ARE HEREBY invited to attend said public hearing and will be given an opportunity to be heard or to submit written testimony in respect to an issue pertaining to the annual appropriation ordinance, or any line item therein contained. A copy of the annual appropriation ordinance is available for examination or copying during normal business hours in the office of the City Clerk, City of Blue Island, City Hall, 13051 Greenwood Avenue, Blue Island, Illinois 60406.

In the event of questions, please contact Randy Heuser, City Clerk, City of Blue Island, 13051 Greenwood Avenue, Blue Island, Illinois 60406 or at (708) 597-8603.

/s/ Randy Heuser, City Clerk
3/13/2020 6632564